

First observation of the decay $B^+ \rightarrow \pi^+ \mu^+ \mu^-$



The LHCb collaboration

E-mail: bchen01@pku.edu.cn

ABSTRACT: A discovery of the rare decay $B^+ \rightarrow \pi^+ \mu^+ \mu^-$ is presented. This decay is observed for the first time, with 5.2σ significance. The observation is made using pp collision data, corresponding to an integrated luminosity of 1.0 fb^{-1} , collected with the LHCb detector. The measured branching fraction is $(2.3 \pm 0.6 \text{ (stat.)} \pm 0.1 \text{ (syst.)}) \times 10^{-8}$, and the ratio of the $B^+ \rightarrow \pi^+ \mu^+ \mu^-$ and $B^+ \rightarrow K^+ \mu^+ \mu^-$ branching fractions is measured to be $0.053 \pm 0.014 \text{ (stat.)} \pm 0.001 \text{ (syst.)}$.

KEYWORDS: Hadron-Hadron Scattering

ARXIV EPRINT: [1210.2645](https://arxiv.org/abs/1210.2645)

Contents

1	Introduction	1
2	Event selection	3
2.1	Combinatorial backgrounds	3
2.2	Peaking and partially reconstructed backgrounds	4
2.3	Control channels	5
3	Signal yield determination	5
3.1	Reconstructed $B^+ \rightarrow J/\psi K^+$ candidates	6
3.2	Reconstructed $B^+ \rightarrow J/\psi K^+$ candidates with the pion mass hypothesis	6
3.3	Reconstructed $B^+ \rightarrow \pi^+ \mu^+ \mu^-$ and $B^+ \rightarrow K^+ \mu^+ \mu^-$ candidates	7
3.4	Cross check of the fit procedure	7
4	Determination of branching fractions	8
5	Systematic uncertainties	9
6	Results and conclusion	10
	The LHCb collaboration	14

1 Introduction

The ratio of Cabibbo-Kobayashi-Maskawa matrix [1] elements $|V_{td}|/|V_{ts}|$ has been measured in B mixing processes, where it is probed in box diagrams through the ratio of B^0 and B_s^0 mixing frequencies [2–5]. The ratio of these matrix elements has also been measured using the ratio of branching fractions of $b \rightarrow s\gamma$ and $b \rightarrow d\gamma$ decays, where radiative penguin diagrams mediate the transition [6–8]. These measurements of $|V_{td}|/|V_{ts}|$ are consistent, within the (dominant) $\sim 10\%$ uncertainty on the determination from radiative decays. The decays $b \rightarrow s\mu^+\mu^-$ and $b \rightarrow d\mu^+\mu^-$ offer an alternative way of measuring $|V_{td}|/|V_{ts}|$ which is sensitive to different classes of operators than the radiative decay modes [9]. These $b \rightarrow (s, d)\mu^+\mu^-$ transitions are flavour-changing neutral current processes which are forbidden at tree level in the Standard Model (SM). In the SM, the branching fractions for $b \rightarrow d\ell^+\ell^-$ transitions are suppressed relative to $b \rightarrow s\ell^+\ell^-$ processes by the ratio $|V_{td}|^2/|V_{ts}|^2$. This suppression does not necessarily apply to models beyond the SM, and $B^+ \rightarrow \pi^+\mu^+\mu^-$ decays¹ may be more sensitive to the effect of new particles than

¹Charge conjugation is implicit throughout this paper.

$B^+ \rightarrow K^+\mu^+\mu^-$ decays. In the SM, the ratio of branching fractions for these exclusive modes

$$R \equiv \mathcal{B}(B^+ \rightarrow \pi^+\mu^+\mu^-) / \mathcal{B}(B^+ \rightarrow K^+\mu^+\mu^-) \quad (1.1)$$

is given by $R = V^2 f^2$, where $V = |V_{td}|/|V_{ts}|$ and f is the ratio of the relevant form factors and Wilson coefficients, integrated over the relevant phase space. A difference between the measured value of R and $V^2 f^2$ would indicate a deviation from the minimal flavour violation hypothesis [10, 11], and would rule out certain approximate flavour symmetry models [12].

No $b \rightarrow d\ell^+\ell^-$ transitions have previously been detected, and the observation of the $B^+ \rightarrow \pi^+\mu^+\mu^-$ decay would therefore be the first time such a process has been seen. The predicted SM branching fraction for $B^+ \rightarrow \pi^+\mu^+\mu^-$ is $(2.0 \pm 0.2) \times 10^{-8}$ [13]. The most stringent limit to date is $\mathcal{B}(B^+ \rightarrow \pi^+\mu^+\mu^-) < 6.9 \times 10^{-8}$ at 90% confidence level [14]. The analogous $b \rightarrow s\ell^+\ell^-$ decay, $B^+ \rightarrow K^+\mu^+\mu^-$, has been observed with a branching fraction of $(4.36 \pm 0.15 \pm 0.18) \times 10^{-7}$ [15].

This paper describes the search for the $B^+ \rightarrow \pi^+\mu^+\mu^-$ decay using pp collision data, corresponding to an integrated luminosity of 1.0 fb^{-1} , collected with the LHCb detector. The $B^+ \rightarrow \pi^+\mu^+\mu^-$ branching fraction is measured with respect to that of $B^+ \rightarrow J/\psi(\rightarrow \mu^+\mu^-)K^+$, and the ratio of $B^+ \rightarrow \pi^+\mu^+\mu^-$ and $B^+ \rightarrow K^+\mu^+\mu^-$ branching fractions is also determined.

The LHCb detector [16] is a single-arm forward spectrometer covering the pseudo-rapidity range $2 < \eta < 5$. The experiment is designed for the study of particles containing b or c quarks. The apparatus includes a high precision tracking system, consisting of a silicon-strip vertex detector surrounding the pp interaction region, and a large-area silicon-strip detector located upstream of a dipole magnet. The dipole magnet has a bending power of about 4 Tm. Three stations of silicon-strip detectors and straw drift-tubes are placed downstream of the magnet. The combined tracking system has a momentum resolution $\Delta p/p$ that varies from 0.4% at momenta of 5 GeV/ c , to 0.6% at 100 GeV/ c . The tracking system gives an impact parameter resolution of 20 μm for tracks with a high transverse momentum (p_T). Charged hadrons are identified using two ring-imaging Cherenkov detectors. Photon, electron and hadron candidates are identified by a calorimeter system consisting of scintillating-pad and preshower detectors, an electromagnetic calorimeter and a hadronic calorimeter. Muons are identified by a system composed of alternating layers of iron and either multi-wire proportional chambers or triple gaseous electron multipliers.

In the present analysis, events are first required to have passed a hardware trigger which selects high- p_T single muons or dimuons. In the first stage of the subsequent software trigger, a single high impact parameter and high- p_T track is required. In the second stage of the software trigger, events are reconstructed and then selected for storage based on either the (partially) reconstructed B candidate or the dimuon candidate [17, 18].

To produce simulated samples of signal and background decays, pp collisions are generated using PYTHIA 6.4 [19] with a specific LHCb configuration [20]. Decays of hadronic particles are described by the EVTGEN package [21] in which final state radiation is generated using PHOTOS [22]. The interaction of the generated particles with the detector and

the detector response are implemented using the GEANT4 toolkit [23, 24], as described in ref. [25].

The small branching fractions of the $B^+ \rightarrow \pi^+ \mu^+ \mu^-$ and $B^+ \rightarrow K^+ \mu^+ \mu^-$ signal decays necessitate good control of the backgrounds and the use of suitably constrained models to fit the invariant-mass distributions. The decay $B^+ \rightarrow J/\psi(\rightarrow \mu^+ \mu^-) K^+$ (hereafter denoted $B^+ \rightarrow J/\psi K^+$) is used to extract both the shape of the signal mass peaks and, in the $B^+ \rightarrow \pi^+ \mu^+ \mu^-$ case, the invariant mass distribution of the misidentified $B^+ \rightarrow K^+ \mu^+ \mu^-$ events. These misidentified $B^+ \rightarrow K^+ \mu^+ \mu^-$ events form the main residual background after the application of the selection requirements.

2 Event selection

The $B^+ \rightarrow \pi^+ \mu^+ \mu^-$ and $B^+ \rightarrow K^+ \mu^+ \mu^-$ candidates are selected by combining pairs of oppositely charged muons with a charged pion or kaon. The selection includes requirements on the impact parameters of the final-state particles and B candidate, the vertex quality and displacement of the B candidate, particle identification (PID) requirements on the muons and a requirement that the B candidate momentum vector points to one of the primary vertices in the event. The rate of events containing more than one reconstructed candidate is 1 in $\sim 20,000$ for $B^+ \rightarrow J/\psi K^+$. No restriction is therefore placed on the number of candidates per event.

The pion identification requirements select a sample of pions with an efficiency of $\sim 70\%$ and a kaon rejection of 99%. The kaon identification requirements allow the selection of a mutually exclusive sample with similar efficiencies. The muon identification requirements have an efficiency of $\sim 80\%$, with a pion rejection of $\sim 99.5\%$. The PID requirements have a momentum dependent efficiency which is measured from data, in bins of momentum, pseudorapidity and track multiplicity. The efficiency of the hadron PID requirements is measured from a sample of $D^{*+} \rightarrow (D^0 \rightarrow K^- \pi^+) \pi^+$ candidates that allows the hadrons to be unambiguously identified based on their kinematics. The muon PID efficiencies are measured using $B^+ \rightarrow J/\psi K^+$ candidates, using a tag and probe method.

The J/ψ and $\psi(2S)$ resonances, where $J/\psi, \psi(2S) \rightarrow \mu^+ \mu^-$, are excluded using a veto on the dimuon mass. This veto has a total width of 200 (150) MeV/c^2 around the nominal J/ψ ($\psi(2S)$) mass [26], and takes into account the radiative tail of these decays. Candidates where the dimuon mass is poorly measured have a correlated mismeasurement in the $h\mu\mu$ mass. The veto therefore includes a component which shifts with $h\mu\mu$ mass to exclude such candidates. Several other backgrounds are considered: combinatorial backgrounds, where the particles selected do not originate from a single decay; peaking backgrounds, where a single decay is selected but with one or more particles misidentified; and partially reconstructed backgrounds, where one or more final-state particles from a B decay are not reconstructed. These backgrounds are each described below.

2.1 Combinatorial backgrounds

A boosted decision tree (BDT) [27] which employs the AdaBoost algorithm [28] is used to separate signal candidates from the combinatorial background. Kinematic and geometric

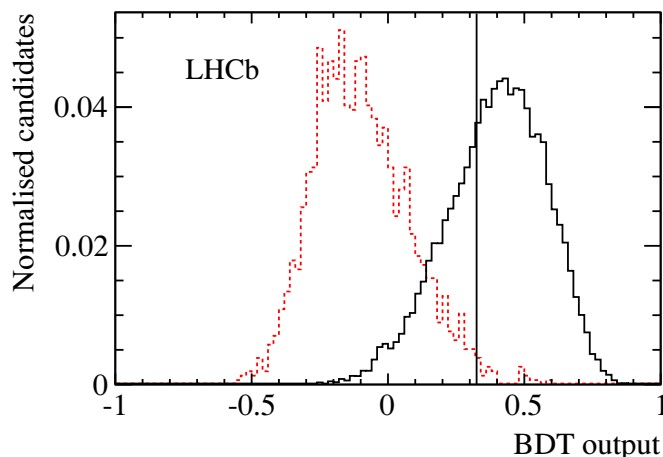


Figure 1. BDT output distribution for simulated $B^+ \rightarrow \pi^+ \mu^+ \mu^-$ events (black solid line) and candidates taken from the mass sidebands in the data (red dotted line). Both distributions are normalised to unit area. The vertical line indicates the chosen cut value of 0.325.

properties of the B^+ candidate and final state particles, B^+ candidate vertex quality and final state particle track quality are input variables to the BDT.

The BDT is trained on a simulated $B^+ \rightarrow \pi^+ \mu^+ \mu^-$ signal sample, and a background sample taken from sidebands in the $B^+ \rightarrow \pi^+ \mu^+ \mu^-$ and $B^+ \rightarrow K^+ \mu^+ \mu^-$ invariant mass distributions. These invariant masses are denoted $M_{\pi^+ \mu^+ \mu^-}$ and $M_{K^+ \mu^+ \mu^-}$, respectively. The background sample consists of 20% of the candidates with $M_{\pi^+ \mu^+ \mu^-}$ or $M_{K^+ \mu^+ \mu^-} > 5500 \text{ MeV}/c^2$. This sample is not used for any of the subsequent analysis. Signal candidates are required to have a BDT output which exceeds a set value. This value is determined by simulating an ensemble of datasets with the expected signal and background yields, and choosing the cut value which gives the best statistical significance for the $B^+ \rightarrow \pi^+ \mu^+ \mu^-$ signal yield. The same method is used to select the optimal set of PID requirements. The BDT output distribution for simulated $B^+ \rightarrow \pi^+ \mu^+ \mu^-$ events and for mass sideband candidates is shown in figure 1. A cut on the BDT output > 0.325 reduces the expected combinatorial background from 652 ± 11 to 9 ± 2 candidates in a $\pm 60 \text{ MeV}/c^2$ window around the nominal B mass, while retaining 68% of signal events. Assuming the SM branching fraction and the single event sensitivity defined in section 4, 21 ± 3 $B^+ \rightarrow \pi^+ \mu^+ \mu^-$ signal events are expected in the data sample.

2.2 Peaking and partially reconstructed backgrounds

Backgrounds from fully reconstructed B^+ decays with one or more misidentified particles have a peaking mass structure. After applying the PID requirements, the fraction of $B^+ \rightarrow K^+ \mu^+ \mu^-$ candidates misidentified as $B^+ \rightarrow \pi^+ \mu^+ \mu^-$ is 0.9%, giving a residual background expectation of 6.2 ± 0.3 candidates. This expectation is computed by weighting $B^+ \rightarrow K^+ \mu^+ \mu^-$ candidates, isolated using a kaon PID requirement, according to the PID efficiency obtained from the D^{*+} calibration sample. The only other decay found to give a significant peaking background in the search for $B^+ \rightarrow \pi^+ \mu^+ \mu^-$ is

$B^+ \rightarrow \pi^+\pi^+\pi^-$, where both a π^+ and a π^- are misidentified as muons. For $B^+ \rightarrow K^+\mu^+\mu^-$ decays, the only significant peaking background is $B^+ \rightarrow K^+\pi^+\pi^-$, which includes the contribution from $B^+ \rightarrow \bar{D}^0(\rightarrow K^+\pi^-)\pi^+$. The expected background levels from $B^+ \rightarrow \pi^+\pi^+\pi^-$ ($B^+ \rightarrow K^+\pi^+\pi^-$) decays are computed to be 0.39 ± 0.04 (1.56 ± 0.16) residual background candidates, using simulated events.

Backgrounds from decays that have one or more final state particles which are not reconstructed have a mass below the nominal B mass, and do not extend into the signal window. However, in the $B^+ \rightarrow \pi^+\mu^+\mu^-$ case, these backgrounds overlap with the misidentified $B^+ \rightarrow K^+\mu^+\mu^-$ component described above, and must therefore be included in the fit. In the $B^+ \rightarrow K^+\mu^+\mu^-$ case such partially reconstructed backgrounds are negligible.

2.3 Control channels

The $B^+ \rightarrow J/\psi K^+$ and $B^+ \rightarrow K^+\mu^+\mu^-$ decay candidates are isolated by replacing the pion PID criteria with a requirement to select kaons. In addition, instead of the dimuon mass vetoes described above, the $B^+ \rightarrow J/\psi K^+$ candidates are required to have dimuon mass within ± 50 MeV/ c^2 of the nominal J/ψ mass (the J/ψ mass resolution is 14.5 MeV/ c^2). The remainder of the selection is the same as that used for $B^+ \rightarrow \pi^+\mu^+\mu^-$. This minimises the systematic uncertainty on the ratio of branching fractions, although the selection is considerably tighter than that which would give the lowest statistical uncertainty on the $B^+ \rightarrow K^+\mu^+\mu^-$ event yield. The $B^+ \rightarrow (J/\psi \rightarrow \mu^+\mu^-)\pi^+$ candidates (denoted $B^+ \rightarrow J/\psi\pi^+$), which are discussed below, are selected using the same BDT, the pion PID criteria, and the above window on the dimuon invariant mass. There is no significant peaking background for $B^+ \rightarrow J/\psi K^+$ decays. For $B^+ \rightarrow J/\psi\pi^+$ decays the only significant peaking background is misidentified $B^+ \rightarrow J/\psi K^+$ events.

3 Signal yield determination

The $B^+ \rightarrow \pi^+\mu^+\mu^-$, $B^+ \rightarrow K^+\mu^+\mu^-$ and $B^+ \rightarrow J/\psi K^+$ yields are determined from a simultaneous unbinned maximum likelihood fit to four invariant mass distributions which contain:

1. Reconstructed $B^+ \rightarrow J/\psi K^+$ candidates;
2. Reconstructed $B^+ \rightarrow J/\psi K^+$ candidates, with the kaon attributed to have the pion mass;
3. Reconstructed $B^+ \rightarrow \pi^+\mu^+\mu^-$ candidates; and
4. Reconstructed $B^+ \rightarrow K^+\mu^+\mu^-$ candidates.

The signal probability density functions (PDFs) for the $B^+ \rightarrow \pi^+\mu^+\mu^-$, $B^+ \rightarrow K^+\mu^+\mu^-$, and $B^+ \rightarrow J/\psi K^+$ decay modes are modelled with the sum of two Gaussian functions. The PDFs for all of these decay modes share the same mean, widths and fraction of the total PDF between the two Gaussians. The $B^+ \rightarrow \pi^+\mu^+\mu^-$ PDF is adjusted for the difference between the widths of the $B^+ \rightarrow \pi^+\mu^+\mu^-$ and $B^+ \rightarrow J/\psi K^+$

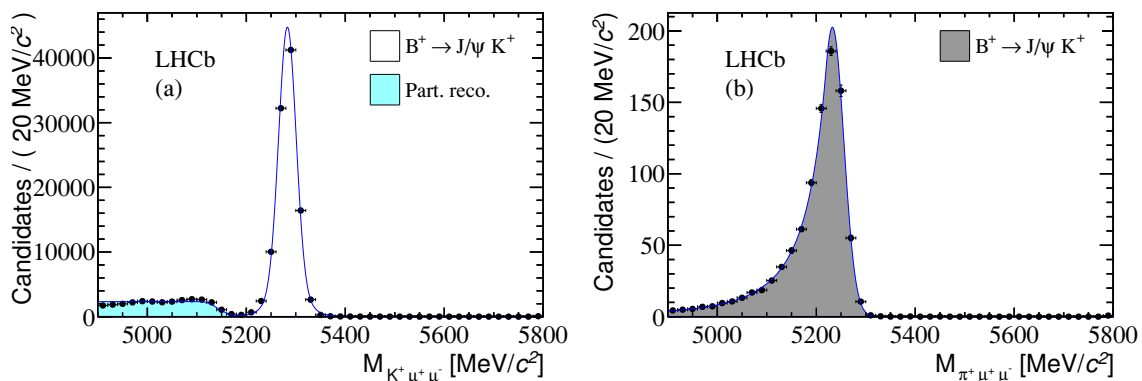


Figure 2. Invariant mass distribution for $B^+ \rightarrow J/\psi K^+$ candidates under the (a) $K^+ \mu^+ \mu^-$ and (b) $\pi^+ \mu^+ \mu^-$ mass hypotheses with the fit projections overlaid. In the legend, “part. reco” refers to partially reconstructed background. The fit models are described in the text.

distributions, which is observed to be at the percent level in simulation. The peaking backgrounds described in section 2.2 are taken into account in the fit by including PDFs with shapes determined from simulation. The combinatorial backgrounds are modelled with a single exponential PDF, with the exponent allowed to vary independently for each distribution. The partially reconstructed candidates are modelled using a PDF consisting of an exponential distribution cut-off at a threshold mass, with the transition smeared by the experimental resolution. The shape parameters are again allowed to vary independently for each distribution. The misidentified $B^+ \rightarrow J/\psi K^+$ candidates are modelled with a Crystal Ball function [29], as it describes the shape well. In order to describe the relevant background components for $B^+ \rightarrow \pi^+ \mu^+ \mu^-$, the fit is performed in the mass range $4900 < M_{\pi^+ \mu^+ \mu^-} < 7000 \text{ MeV}/c^2$. To avoid fitting the partially reconstructed background for $B^+ \rightarrow K^+ \mu^+ \mu^-$, which is irrelevant for the analysis, the fit is performed in the mass range $5170 < M_{K^+ \mu^+ \mu^-} < 7000 \text{ MeV}/c^2$.

3.1 Reconstructed $B^+ \rightarrow J/\psi K^+$ candidates

The reconstructed $B^+ \rightarrow J/\psi K^+$ candidates are shown in the $M_{K^+ \mu^+ \mu^-}$ distribution in figure 2(a). The fitted $B^+ \rightarrow J/\psi K^+$ yield is $106,230 \pm 330$. This large event yield determines the lineshape for the $B^+ \rightarrow \pi^+ \mu^+ \mu^-$ and $B^+ \rightarrow K^+ \mu^+ \mu^-$ signal distributions, and provides the normalisation for the $B^+ \rightarrow \pi^+ \mu^+ \mu^-$ branching fraction.

3.2 Reconstructed $B^+ \rightarrow J/\psi K^+$ candidates with the pion mass hypothesis

The $B^+ \rightarrow J/\psi K^+$ candidates reconstructed under the pion mass hypothesis provide the lineshape for the misidentified $B^+ \rightarrow K^+ \mu^+ \mu^-$ candidates that are a background to the $B^+ \rightarrow \pi^+ \mu^+ \mu^-$ signal. The equivalent background from $B^+ \rightarrow \pi^+ \mu^+ \mu^-$ in the $B^+ \rightarrow K^+ \mu^+ \mu^-$ sample is negligible.

The PID requirements used in the selection have a momentum dependent efficiency and therefore change the mass distribution of any backgrounds with candidates that have misidentified particles. In order to correct for this effect, the $B^+ \rightarrow J/\psi K^+$ candidates are

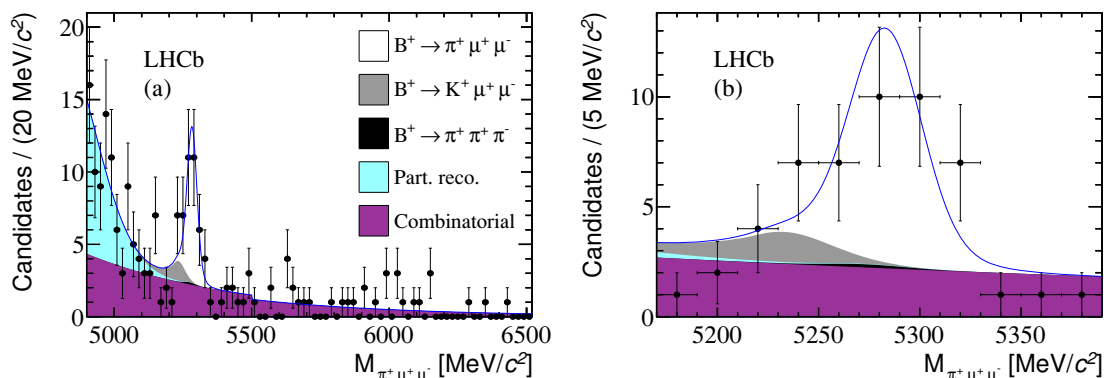


Figure 3. Invariant mass distribution of $B^+ \rightarrow \pi^+ \mu^+ \mu^-$ candidates with the fit projection overlaid (a) in the full mass range and (b) in the region around the B mass. In the legend, “part. reco.” and “combinatorial” refer to partially reconstructed and combinatorial backgrounds respectively. The discontinuity at 5500 MeV/c^2 is due to the removal of data used for training the BDT.

reweighted according to the PID efficiencies derived from data, as described in section 2.2. This adjusts the $B^+ \rightarrow J/\psi K^+$ invariant mass distribution to remove the effect of the kaon PID requirement used to isolate $B^+ \rightarrow J/\psi K^+$, and to reproduce the effect of the pion PID requirement used to isolate $B^+ \rightarrow \pi^+ \mu^+ \mu^-$. In addition, there is a difference in the lineshapes of the $B^+ \rightarrow J/\psi K^+$ and $B^+ \rightarrow K^+ \mu^+ \mu^-$ invariant mass distributions under the pion mass hypothesis. This effect arises from the differences between the two decay modes’ dimuon energy and hadron momentum spectra, and is therefore corrected by reweighting $B^+ \rightarrow J/\psi K^+$ candidates in terms of these variables. The $M_{\pi^+ \mu^+ \mu^-}$ distribution after both weighting procedures have been applied is shown in figure 2(b).

3.3 Reconstructed $B^+ \rightarrow \pi^+ \mu^+ \mu^-$ and $B^+ \rightarrow K^+ \mu^+ \mu^-$ candidates

The yield of misidentified $B^+ \rightarrow K^+ \mu^+ \mu^-$ candidates in the $B^+ \rightarrow \pi^+ \mu^+ \mu^-$ invariant mass distribution is constrained to the expectation given in section 2.2. Performing the fit without this constraint gives a yield of 5.6 ± 6.4 misidentified $B^+ \rightarrow K^+ \mu^+ \mu^-$ candidates. The yields for the peaking background components are constrained to the expectations given in section 2.2. For both the $M_{\pi^+ \mu^+ \mu^-}$ and $M_{K^+ \mu^+ \mu^-}$ distributions, the exponential PDF used to model the combinatorial background has a step in the normalisation at 5500 MeV/c^2 to account for the data used for training the BDT.

The $M_{\pi^+ \mu^+ \mu^-}$ and $M_{K^+ \mu^+ \mu^-}$ distributions are shown in figures 3 and 4, respectively. The fit gives a $B^+ \rightarrow \pi^+ \mu^+ \mu^-$ signal yield of $25.3^{+6.7}_{-6.4}$, and a $B^+ \rightarrow K^+ \mu^+ \mu^-$ signal yield of 553^{+24}_{-25} .

3.4 Cross check of the fit procedure

The fit procedure was cross-checked on $B^+ \rightarrow J/\psi \pi^+$ decays, accounting for the background from $B^+ \rightarrow J/\psi K^+$ decays. The resulting fit is shown in figure 5. The shape of the combined $B^+ \rightarrow J/\psi \pi^+$ and $B^+ \rightarrow J/\psi K^+$ mass distribution is well reproduced. The $B^+ \rightarrow J/\psi K^+$ yield is not constrained in this fit. The fitted yield of 1024 ± 61 candidates

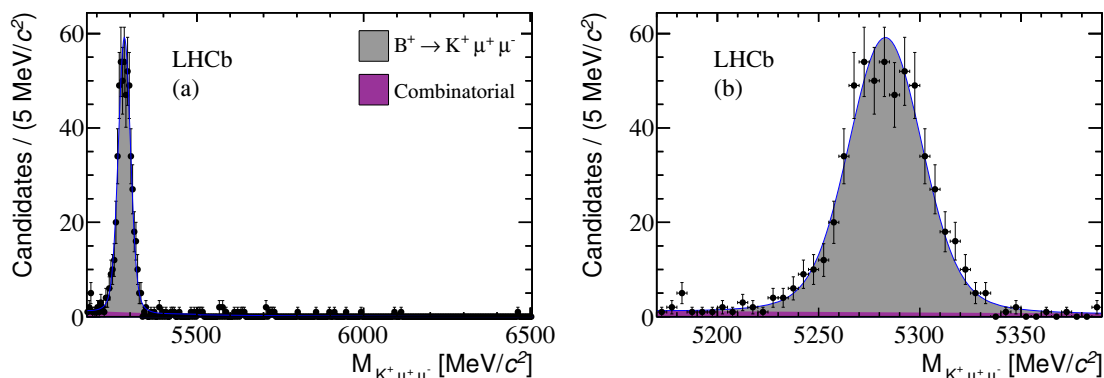


Figure 4. Invariant mass distribution of $B^+ \rightarrow K^+ \mu^+ \mu^-$ candidates with the fit projection overlaid (a) in the full mass range and (b) in the region around the B mass. In the legend, “combinatorial” refers to the combinatorial background.

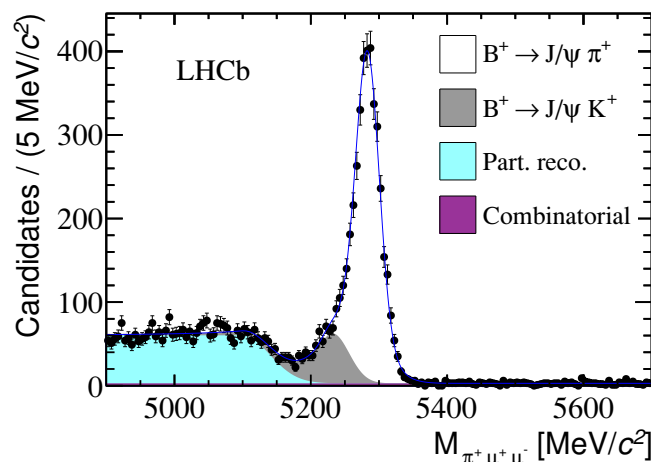


Figure 5. Invariant mass distribution of $B^+ \rightarrow J/\psi \pi^+$ candidates with the fit projection overlaid. In the legend, “part. reco.” and “combinatorial” refer to partially reconstructed and combinatorial backgrounds respectively. The fit model is described in the text.

is consistent with the expectation of 958 ± 31 (stat.) candidates. This expectation is again computed by weighting the $B^+ \rightarrow J/\psi K^+$ candidates, which are isolated using a kaon PID requirement, according to the PID efficiency derived from $D^{*+} \rightarrow (D^0 \rightarrow K^- \pi^+) \pi^+$ events.

4 Determination of branching fractions

The $B^+ \rightarrow \pi^+ \mu^+ \mu^-$ branching fraction is given by

$$\mathcal{B}(B^+ \rightarrow \pi^+ \mu^+ \mu^-) = \frac{\mathcal{B}(B^+ \rightarrow J/\psi K^+)}{N_{B^+ \rightarrow J/\psi K^+}} \frac{\epsilon_{B^+ \rightarrow J/\psi K^+}}{\epsilon_{B^+ \rightarrow \pi^+ \mu^+ \mu^-}} N_{B^+ \rightarrow \pi^+ \mu^+ \mu^-} \quad (4.1)$$

$$= \alpha \cdot N_{B^+ \rightarrow \pi^+ \mu^+ \mu^-}, \quad (4.2)$$

where $\mathcal{B}(X)$, N_X and ϵ_X are the branching fraction, the number of events and the total efficiency, respectively, for decay mode X , and α is the single event sensitivity. The total efficiency includes reconstruction, trigger and selection efficiencies. The ratio $\epsilon_{B^+ \rightarrow J/\psi K^+} / \epsilon_{B^+ \rightarrow \pi^+ \mu^+ \mu^-}$ is determined to be 1.60 ± 0.01 using simulated events, where the uncertainty is due to the limited sizes of the simulated samples only. Other sources of systematic uncertainty are discussed in section 5. The difference in efficiencies between $B^+ \rightarrow \pi^+ \mu^+ \mu^-$ and $B^+ \rightarrow J/\psi K^+$ events is largely due to the mass vetoes used to remove the charmonium resonances, and the different PID requirements. The $B^+ \rightarrow J/\psi (\rightarrow \mu^+ \mu^-) K^+$ branching fraction is $(6.02 \pm 0.20) \times 10^{-5}$ [26]. Together with the other quantities in eq. 2, this gives a single event sensitivity of $\alpha = (9.1 \pm 0.1) \times 10^{-10}$, where the uncertainty is due to the limited sizes of the simulated samples only.

The ratio of $B^+ \rightarrow \pi^+ \mu^+ \mu^-$ and $B^+ \rightarrow K^+ \mu^+ \mu^-$ branching fractions is given by

$$R = \frac{N_{B^+ \rightarrow \pi^+ \mu^+ \mu^-} \epsilon_{B^+ \rightarrow K^+ \mu^+ \mu^-}}{N_{B^+ \rightarrow K^+ \mu^+ \mu^-} \epsilon_{B^+ \rightarrow \pi^+ \mu^+ \mu^-}}, \quad (4.3)$$

where simulated events give $\epsilon_{B^+ \rightarrow K^+ \mu^+ \mu^-} / \epsilon_{B^+ \rightarrow \pi^+ \mu^+ \mu^-} = 1.15 \pm 0.01$.

5 Systematic uncertainties

Two sources of systematic uncertainties are considered: those affecting the determination of the $B^+ \rightarrow \pi^+ \mu^+ \mu^-$ and $B^+ \rightarrow K^+ \mu^+ \mu^-$ signal yields, and those affecting only the normalisation.

Uncertainties in the shape parameters for the misidentified $B^+ \rightarrow K^+ \mu^+ \mu^-$ PDF in the fit are taken into account by including Gaussian constraints on their values. The most significant sources of uncertainty in the determination of these shape parameters arise from the procedure for correcting the $B^+ \rightarrow J/\psi K^+$ mass shape to match that of the $B^+ \rightarrow K^+ \mu^+ \mu^-$ decay, and the correction for the hadron PID requirements. The uncertainty on the $B^+ \rightarrow \pi^+ \mu^+ \mu^-$ yield determined with the fit takes these shape parameter uncertainties into account, and they are therefore included in the statistical rather than the systematic uncertainty. These uncertainties affect the $B^+ \rightarrow \pi^+ \mu^+ \mu^-$ yield at below the one percent level. None of these effects give rise to any significant uncertainty for the $B^+ \rightarrow K^+ \mu^+ \mu^-$ decay.

Uncertainties on the two efficiency ratios $\epsilon_{B^+ \rightarrow J/\psi K^+} / \epsilon_{B^+ \rightarrow \pi^+ \mu^+ \mu^-}$ and $\epsilon_{B^+ \rightarrow K^+ \mu^+ \mu^-} / \epsilon_{B^+ \rightarrow \pi^+ \mu^+ \mu^-}$ affect the conversion of the $B^+ \rightarrow \pi^+ \mu^+ \mu^-$ yield into a branching fraction, and the measurement of the ratio of branching fractions R . The largest systematic uncertainty on these efficiency ratios is the choice of form factors used to generate the simulated events. Using an alternative set of form factors changes the $B^+ \rightarrow \pi^+ \mu^+ \mu^-$ efficiency by 3%, and this difference is taken as a systematic uncertainty. For the ratio of $B^+ \rightarrow \pi^+ \mu^+ \mu^-$ and $B^+ \rightarrow K^+ \mu^+ \mu^-$, the alternative form factors are used for both $B^+ \rightarrow \pi^+ \mu^+ \mu^-$ and $B^+ \rightarrow K^+ \mu^+ \mu^-$, giving a systematic uncertainty of 1.7%. To estimate the uncertainty arising from the PID efficiency, the ratio of corrected yields between the $B^+ \rightarrow J/\psi K^+$ and $B^+ \rightarrow J/\psi \pi^+$ decay modes is measured, varying the PID

Source	$\mathcal{B}(B^+ \rightarrow \pi^+ \mu^+ \mu^-)$ (%)	$\frac{\mathcal{B}(B^+ \rightarrow \pi^+ \mu^+ \mu^-)}{\mathcal{B}(B^+ \rightarrow K^+ \mu^+ \mu^-)}$ (%)
Form factors	3.0	1.7
Trigger efficiency	1.4	1.4
PID performance	1.1	1.1
Data simulation differences	0.4	0.4
Simulation sample size	0.7	0.7
$\mathcal{B}(B^+ \rightarrow J/\psi (\rightarrow \mu^+ \mu^-) K^+)$	3.5	–
Total	5.0	2.6

Table 1. Summary of systematic uncertainties.

requirements. The largest resulting difference with respect to the nominal value is 1.1%, which is taken as the systematic uncertainty.

The systematic uncertainty arising from the knowledge of the trigger efficiency is determined using $B^+ \rightarrow J/\psi K^+$ candidates in the data. Taking the events which pass the trigger independently of the $B^+ \rightarrow J/\psi K^+$ candidate, the fraction of these events which also pass the trigger based on the $B^+ \rightarrow J/\psi K^+$ candidate provides a determination of the trigger efficiency. The efficiency determined in this way is compared to that calculated in simulated events using the same method, and the difference is taken as the systematic uncertainty. This gives a 1.4% uncertainty on $\epsilon_{B^+ \rightarrow J/\psi K^+} / \epsilon_{B^+ \rightarrow \pi^+ \mu^+ \mu^-}$ and $\epsilon_{B^+ \rightarrow K^+ \mu^+ \mu^-} / \epsilon_{B^+ \rightarrow \pi^+ \mu^+ \mu^-}$.

For all decays under consideration, there are small differences between the distributions of some reconstructed quantities in the data and in the simulated events. These differences are assessed by comparing the distributions of data and simulated events for $B^+ \rightarrow J/\psi K^+$ candidates. The simulation is corrected to match the data where it disagrees, and the resulting 0.4% difference between the raw and corrected ratio of $B^+ \rightarrow J/\psi K^+$ and $B^+ \rightarrow \pi^+ \mu^+ \mu^-$ efficiencies is taken as a systematic uncertainty. The statistical uncertainty from the limited simulation sample size is 0.7%. When normalising to $B^+ \rightarrow J/\psi K^+$, the measured $B^+ \rightarrow J/\psi K^+$ and $J/\psi \rightarrow \mu^+ \mu^-$ branching fractions contribute an uncertainty of 3.5% to the $B^+ \rightarrow \pi^+ \mu^+ \mu^-$ branching fraction. The systematic uncertainties are summarised in table 1.

6 Results and conclusion

The statistical significance of the $B^+ \rightarrow \pi^+ \mu^+ \mu^-$ signal observed in figure 3 is computed from the difference in the minimum log-likelihood between the signal-plus-background and background-only hypotheses. Both the statistical and systematic uncertainties on the shape parameters (which affect the significance) are taken into account. The fitted yield corresponds to an observation of the $B^+ \rightarrow \pi^+ \mu^+ \mu^-$ decay with 5.2σ significance. This is the first observation of a $b \rightarrow d \ell^+ \ell^-$ transition. Normalising the observed signal to the $B^+ \rightarrow J/\psi K^+$ decay, using the single event sensitivity given in section 4, the branching fraction of the $B^+ \rightarrow \pi^+ \mu^+ \mu^-$ decay is measured to be

$$\mathcal{B}(B^+ \rightarrow \pi^+ \mu^+ \mu^-) = (2.3 \pm 0.6 \text{ (stat.)} \pm 0.1 \text{ (syst.)}) \times 10^{-8}.$$

This is compatible with the SM expectation of $(2.0 \pm 0.2) \times 10^{-8}$ [13]. Given the agreement between the present measurement and the SM prediction, contributions from physics beyond the SM can only modify the $B^+ \rightarrow \pi^+ \mu^+ \mu^-$ branching fraction by a small amount. A significant improvement in the precision of both the experimental measurements and the theoretical prediction will therefore be required to resolve any new physics contributions.

Taking the measured $B^+ \rightarrow K^+ \mu^+ \mu^-$ yield and $\epsilon_{B^+ \rightarrow K^+ \mu^+ \mu^-} / \epsilon_{B^+ \rightarrow \pi^+ \mu^+ \mu^-}$, the ratio of $B^+ \rightarrow \pi^+ \mu^+ \mu^-$ and $B^+ \rightarrow K^+ \mu^+ \mu^-$ branching fractions is measured to be

$$\frac{\mathcal{B}(B^+ \rightarrow \pi^+ \mu^+ \mu^-)}{\mathcal{B}(B^+ \rightarrow K^+ \mu^+ \mu^-)} = 0.053 \pm 0.014 \text{ (stat.)} \pm 0.001 \text{ (syst.)}.$$

In order to extract $|V_{td}|/|V_{ts}|$ from this ratio of branching fractions, the SM expectation for the ratio of $B^+ \rightarrow \pi^+ \mu^+ \mu^-$ and $B^+ \rightarrow K^+ \mu^+ \mu^-$ branching fractions is calculated using the EVTGEN package [21], which implements the calculation in ref. [30]. This calculation has been updated with the expressions for Wilson coefficients and power corrections from ref. [31], and formulae for the q^2 dependence of these coefficients from refs. [32, 33]. Using this calculation, and form factors taken from ref. [34] (“set II”), the integrated ratio of form factors and Wilson coefficients is determined to be $f = 0.87$. Neglecting theoretical uncertainties, the measured ratio of $B^+ \rightarrow \pi^+ \mu^+ \mu^-$ and $B^+ \rightarrow K^+ \mu^+ \mu^-$ branching fractions then gives

$$|V_{td}|/|V_{ts}| = \frac{1}{f} \sqrt{\frac{\mathcal{B}(B^+ \rightarrow \pi^+ \mu^+ \mu^-)}{\mathcal{B}(B^+ \rightarrow K^+ \mu^+ \mu^-)}} = 0.266 \pm 0.035 \text{ (stat.)} \pm 0.003 \text{ (syst.)},$$

which is compatible with previous determinations [5–8]. An additional uncertainty will arise from the knowledge of the form factors. As an estimate of the scale of this uncertainty, the “set IV” parameters available in ref. [34] change the value of $|V_{td}|/|V_{ts}|$ by 5.1%. This estimate is unlikely to cover a one sigma range on the form factor uncertainty, and does not take into account additional sources of uncertainty beyond the form factors. A full theoretical calculation taking into account such additional uncertainties, which also accurately determines the uncertainty on the ratio of form factors, would allow a determination of $|V_{td}|/|V_{ts}|$ with comparable precision to that from radiative penguin decays.

Acknowledgments

We express our gratitude to our colleagues in the CERN accelerator departments for the excellent performance of the LHC. We thank the technical and administrative staff at CERN and at the LHCb institutes, and acknowledge support from the National Agencies: CAPES, CNPq, FAPERJ and FINEP (Brazil); CERN; NSFC (China); CNRS/IN2P3 (France); BMBF, DFG, HGF and MPG (Germany); SFI (Ireland); INFN (Italy); FOM and NWO (The Netherlands); SCSR (Poland); ANCS (Romania); MinES of Russia and Rosatom (Russia); MICINN, XuntaGal and GENCAT (Spain); SNSF and SER (Switzerland); NAS Ukraine (Ukraine); STFC (United Kingdom); NSF (U.S.A.). We also acknowledge the support received from the ERC under FP7 and the Region Auvergne.

Open Access. This article is distributed under the terms of the Creative Commons Attribution License which permits any use, distribution and reproduction in any medium, provided the original author(s) and source are credited.

References

- [1] M. Kobayashi and T. Maskawa, *CP-violation in the renormalizable theory of weak interaction*, *Progress of Theoretical Physics* **49** (1973) 652.
- [2] LHCb collaboration, R. Aaij et al., *Measurement of the $B_s^0 - \bar{B}_s^0$ oscillation frequency Δm_s in $B_s^0 \rightarrow D_s^-(3)\pi$ decays*, *Phys. Lett. B* **709** (2012) 177 [[arXiv:1112.4311](#)] [[INSPIRE](#)].
- [3] CDF collaboration, A. Abulencia et al., *Observation of $B_s^0 - \bar{B}_s^0$ Oscillations*, *Phys. Rev. Lett.* **97** (2006) 242003 [[hep-ex/0609040](#)] [[INSPIRE](#)].
- [4] A. Bazavov et al., *Neutral B-meson mixing from three-flavor lattice QCD: Determination of the SU(3)-breaking ratio ξ* , *Phys. Rev. D* **86** (2012) 034503 [[arXiv:1205.7013](#)] [[INSPIRE](#)].
- [5] HEAVY FLAVOR AVERAGING GROUP collaboration, Y. Amhis et al., *Averages of b-hadron, c-hadron and tau-lepton properties as of early 2012*, [arXiv:1207.1158](#) [[INSPIRE](#)].
- [6] BABAR collaboration, P. del Amo Sanchez et al., *Study of $B \rightarrow X\gamma$ decays and determination of $|V_{td}/V_{ts}|$* , *Phys. Rev. D* **82** (2010) 051101 [[arXiv:1005.4087](#)] [[INSPIRE](#)].
- [7] BELLE collaboration, K. Abe et al., *Observation of $b \rightarrow d\gamma$ and determination of $|V(td)/V(ts)|$* , *Phys. Rev. Lett.* **96** (2006) 221601 [[hep-ex/0506079](#)] [[INSPIRE](#)].
- [8] BABAR collaboration, B. Aubert et al., *Branching fraction measurements of $B^+ \rightarrow \rho^+\gamma$, $B^0 \rightarrow \rho^0\gamma$ and $B^0 \rightarrow \omega\gamma$* , *Phys. Rev. Lett.* **98** (2007) 151802 [[hep-ex/0612017](#)] [[INSPIRE](#)].
- [9] T. Hurth and M. Nakao, *Radiative and electroweak penguin decays of B mesons*, *Ann. Rev. Nucl. Part. Sci.* **60** (2010) 645 [[arXiv:1005.1224](#)].
- [10] A. Buras, P. Gambino, M. Gorbahn, S. Jager and L. Silvestrini, *Universal unitarity triangle and physics beyond the standard model*, *Phys. Lett. B* **500** (2001) 161 [[hep-ph/0007085](#)] [[INSPIRE](#)].
- [11] T. Feldmann and T. Mannel, *Minimal Flavour Violation and Beyond*, *JHEP* **02** (2007) 067 [[hep-ph/0611095](#)] [[INSPIRE](#)].
- [12] R. Barbieri, D. Buttazzo, F. Sala and D.M. Straub, *Less Minimal Flavour Violation*, *JHEP* **10** (2012) 040 [[arXiv:1206.1327](#)] [[INSPIRE](#)].
- [13] J.-J. Wang, R.-M. Wang, Y.-G. Xu and Y.-D. Yang, *The Rare decays $B^+(u) \rightarrow \pi^+\ell^+\ell^-$, $\rho^+\ell^+\ell^-$ $B^0(d) \rightarrow \ell^+\ell^-$ in the R-parity violating supersymmetry*, *Phys. Rev. D* **77** (2008) 014017 [[arXiv:0711.0321](#)] [[INSPIRE](#)].
- [14] BELLE collaboration, J.-T. Wei et al., *Search for $B \rightarrow \pi\ell^+\ell^-$ Decays at Belle*, *Phys. Rev. D* **78** (2008) 011101 [[arXiv:0804.3656](#)] [[INSPIRE](#)].
- [15] LHCb collaboration, R. Aaij et al., *Differential branching fraction and angular analysis of the $B^+ \rightarrow K^+\mu^+\mu^-$ decay*, [arXiv:1209.4284](#) [[INSPIRE](#)].
- [16] LHCb collaboration, J. Alves, A. Augusto et al., *The LHCb Detector at the LHC, 2008* *JINST* **3** S08005 [[INSPIRE](#)].
- [17] V.V. Gligorov, C. Thomas and M. Williams, *The HLT inclusive B triggers*, [LHCb-PUB-2011-016](#).

- [18] R. Aaij and J. Albrecht, *Muon triggers in the High Level Trigger of LHCb*, [LHCb-PUB-2011-017](#).
- [19] T. Sjöstrand, S. Mrenna and P.Z. Skands, *PYTHIA 6.4 Physics and Manual*, [JHEP 05 \(2006\) 026](#) [[hep-ph/0603175](#)] [[INSPIRE](#)].
- [20] I. Belyaev et al., *Handling of the generation of primary events in GAUSS, the LHCb simulation framework*, [IEEE Nucl. Sci. Conf. R. \(2010\) 1155](#).
- [21] D. Lange, *The EvtGen particle decay simulation package*, [Nucl. Instrum. Meth. A 462 \(2001\) 152](#) [[INSPIRE](#)].
- [22] P. Golonka and Z. Was, *PHOTOS Monte Carlo: A Precision tool for QED corrections in Z and W decays*, [Eur. Phys. J. C 45 \(2006\) 97](#) [[hep-ph/0506026](#)] [[INSPIRE](#)].
- [23] GEANT4 collaboration, J. Allison et al., *Geant4 developments and applications*, [IEEE Trans. Nucl. Sci. 53 \(2006\) 270](#) [[INSPIRE](#)].
- [24] GEANT4 collaboration, S. Agostinelli et al., *GEANT4: A Simulation toolkit*, [Nucl. Instrum. Meth. A 506 \(2003\) 250](#) [[INSPIRE](#)].
- [25] LHCb collaboration, M. Clemencic et al., *The LHCb simulation application, Gauss: Design, evolution and experience*, [J. Phys. Conf. Ser. 331 \(2011\) 032023](#) [[INSPIRE](#)].
- [26] PARTICLE DATA GROUP collaboration, J. Beringer et al., *Review of Particle Physics (RPP)*, [Phys. Rev. D 86 \(2012\) 010001](#) [[INSPIRE](#)].
- [27] L. Breiman, J.H. Friedman, R.A. Olshen and C.J. Stone, *Classification and regression trees*, Wadsworth international group, Belmont, California, U.S.A. (1984)
- [28] Y. Freund and R. E. Schapire, *A decision-theoretic generalization of on-line learning and an application to boosting*, [J. Comp. Syst. Sc. 55 \(1997\) 119](#).
- [29] T. Skwarnicki, *A study of the radiative cascade transitions between the Upsilon-prime and Upsilon resonances*, Ph.D. Thesis, Institute of Nuclear Physics, Krakow (1986) [[DESY-F31-86-02](#)].
- [30] A. Ali, P. Ball, L. Handoko and G. Hiller, *A Comparative study of the decays $B \rightarrow (K, K^*)\ell^+\ell^-$ in standard model and supersymmetric theories*, [Phys. Rev. D 61 \(2000\) 074024](#) [[hep-ph/9910221](#)] [[INSPIRE](#)].
- [31] A. Ali, E. Lunghi, C. Greub and G. Hiller, *Improved model independent analysis of semileptonic and radiative rare B decays*, [Phys. Rev. D 66 \(2002\) 034002](#) [[hep-ph/0112300](#)] [[INSPIRE](#)].
- [32] H. Asatrian, H. Asatrian, C. Greub and M. Walker, *Two loop virtual corrections to $B \rightarrow X_s\ell^+\ell^-$ in the standard model*, [Phys. Lett. B 507 \(2001\) 162](#) [[hep-ph/0103087](#)] [[INSPIRE](#)].
- [33] C. Bobeth, M. Misiak and J. Urban, *Photonic penguins at two loops and $m(t)$ dependence of $BR[B \rightarrow X_s\ell^+\ell^-]$* , [Nucl. Phys. B 574 \(2000\) 291](#) [[hep-ph/9910220](#)] [[INSPIRE](#)].
- [34] P. Ball and R. Zwicky, *New results on $B \rightarrow \pi, K, \eta$ decay formfactors from light-cone sum rules*, [Phys. Rev. D 71 \(2005\) 014015](#) [[hep-ph/0406232](#)] [[INSPIRE](#)].

The LHCb collaboration

R. Aaij³⁸, C. Abellan Beteta^{33,n}, A. Adametz¹¹, B. Adeva³⁴, M. Adinolfi⁴³, C. Adrover⁶, A. Affolder⁴⁹, Z. Ajaltouni⁵, J. Albrecht³⁵, F. Alessio³⁵, M. Alexander⁴⁸, S. Ali³⁸, G. Alkhazov²⁷, P. Alvarez Cartelle³⁴, A.A. Alves Jr²², S. Amato², Y. Amhis³⁶, L. Anderlini^{17,f}, J. Anderson³⁷, R.B. Appleby⁵¹, O. Aquines Gutierrez¹⁰, F. Archilli^{18,35}, A. Artamonov³², M. Artuso⁵³, E. Aslanides⁶, G. Auriemma^{22,m}, S. Bachmann¹¹, J.J. Back⁴⁵, C. Baesso⁵⁴, V. Balagura²⁸, W. Baldini¹⁶, R.J. Barlow⁵¹, C. Barschel³⁵, S. Barsuk⁷, W. Barter⁴⁴, A. Bates⁴⁸, C. Bauer¹⁰, Th. Bauer³⁸, A. Bay³⁶, J. Beddow⁴⁸, I. Bediaga¹, S. Belogurov²⁸, K. Belous³², I. Belyaev²⁸, E. Ben-Haim⁸, M. Benayoun⁸, G. Bencivenni¹⁸, S. Benson⁴⁷, J. Benton⁴³, A. Berezchnoy²⁹, R. Bernet³⁷, M.-O. Bettler⁴⁴, M. van Beuzekom³⁸, A. Bien¹¹, S. Bifani¹², T. Bird⁵¹, A. Bizzeti^{17,h}, P.M. Bjørnstad⁵¹, T. Blake³⁵, F. Blanc³⁶, C. Blanks⁵⁰, J. Blouw¹¹, S. Blusk⁵³, A. Bobrov³¹, V. Bocci²², A. Bondar³¹, N. Bondar²⁷, W. Bonivento¹⁵, S. Borghi^{48,51}, A. Borgia⁵³, T.J.V. Bowcock⁴⁹, C. Bozzi¹⁶, T. Brambach⁹, J. van den Brand³⁹, J. Bressieux³⁶, D. Brett⁵¹, M. Britsch¹⁰, T. Britton⁵³, N.H. Brook⁴³, H. Brown⁴⁹, A. Büchler-Germann³⁷, I. Burducea²⁶, A. Bursche³⁷, J. Buytaert³⁵, S. Cadeddu¹⁵, O. Callot⁷, M. Calvi^{20,j}, M. Calvo Gomez^{33,n}, A. Camboni³³, P. Campana^{18,35}, A. Carbone^{14,c}, G. Carboni^{21,k}, R. Cardinale^{19,i,35}, A. Cardini¹⁵, L. Carson⁵⁰, K. Carvalho Akiba², G. Casse⁴⁹, M. Cattaneo³⁵, Ch. Cauet⁹, M. Charles⁵², Ph. Charpentier³⁵, P. Chen^{3,36}, N. Chiapolini³⁷, M. Chrzaszcz²³, K. Ciba³⁵, X. Cid Vidal³⁴, G. Ciezarek⁵⁰, P.E.L. Clarke⁴⁷, M. Clemencic³⁵, H.V. Cliff⁴⁴, J. Closier³⁵, C. Coca²⁶, V. Coco³⁸, J. Cogan⁶, E. Cogneras⁵, P. Collins³⁵, A. Comerma-Montells³³, A. Contu⁵², A. Cook⁴³, M. Coombes⁴³, G. Corti³⁵, B. Couturier³⁵, G.A. Cowan³⁶, D. Craik⁴⁵, S. Cunliffe⁵⁰, R. Currie⁴⁷, C. D'Ambrosio³⁵, P. David⁸, P.N.Y. David³⁸, I. De Bonis⁴, K. De Bruyn³⁸, S. De Capua^{21,k}, M. De Cian³⁷, J.M. De Miranda¹, L. De Paula², P. De Simone¹⁸, D. Decamp⁴, M. Deckenhoff⁹, H. Degaudenzi^{36,35}, L. Del Buono⁸, C. Deplano¹⁵, D. Derkach^{14,35}, O. Deschamps⁵, F. Dettori³⁹, J. Dickens⁴⁴, H. Dijkstra³⁵, P. Diniz Batista¹, F. Domingo Bonal^{33,n}, S. Donleavy⁴⁹, F. Dordei¹¹, A. Dosil Suárez³⁴, D. Dossett⁴⁵, A. Dovbnya⁴⁰, F. Dupertuis³⁶, R. Dzhelyadin³², A. Dziurda²³, A. Dzyuba²⁷, S. Easo⁴⁶, U. Egede⁵⁰, V. Egorychev²⁸, S. Eidelman³¹, D. van Eijk³⁸, F. Eisele¹¹, S. Eisenhardt⁴⁷, R. Ekelhof⁹, L. Eklund⁴⁸, I. El Rifai⁵, Ch. Elsasser³⁷, D. Elsby⁴², D. Esperante Pereira³⁴, A. Falabella^{14,e}, C. Färber¹¹, G. Fardell⁴⁷, C. Farinelli³⁸, S. Farry¹², V. Fave³⁶, V. Fernandez Albor³⁴, F. Ferreira Rodrigues¹, M. Ferro-Luzzi³⁵, S. Filippov³⁰, C. Fitzpatrick⁴⁷, M. Fontana¹⁰, F. Fontanelli^{19,i}, R. Forty³⁵, O. Francisco², M. Frank³⁵, C. Frei³⁵, M. Frosini^{17,f}, S. Furcas²⁰, A. Gallas Torreira³⁴, D. Galli^{14,c}, M. Gandelman², P. Gandini⁵², Y. Gao³, J.-C. Garnier³⁵, J. Garofoli⁵³, J. Garra Tico⁴⁴, L. Garrido³³, D. Gascon³³, C. Gaspar³⁵, R. Gauld⁵², E. Gersabeck¹¹, M. Gersabeck³⁵, T. Gershon^{45,35}, Ph. Ghez⁴, V. Gibson⁴⁴, V.V. Gligorov³⁵, C. Göbel⁵⁴, D. Golubkov²⁸, A. Golutvin^{50,28,35}, A. Gomes², H. Gordon⁵², M. Grabalosa Gándara³³, R. Graciani Diaz³³, L.A. Granado Cardoso³⁵, E. Graugés³³, G. Graziani¹⁷, A. Greco²⁶, E. Greening⁵², S. Gregson⁴⁴, O. Grünberg⁵⁵, B. Gui⁵³, E. Gushchin³⁰, Yu. Guz³², T. Gys³⁵, C. Hadjivasiliou⁵³, G. Haefeli³⁶, C. Haen³⁵, S.C. Haines⁴⁴, S. Hall⁵⁰, T. Hampson⁴³, S. Hansmann-Menzemer¹¹, N. Harnew⁵², S.T. Harnew⁴³, J. Harrison⁵¹, P.F. Harrison⁴⁵, T. Hartmann⁵⁵, J. He⁷, V. Heijne³⁸, K. Hennessy⁴⁹, P. Henrard⁵, J.A. Hernando Morata³⁴, E. van Herwijnen³⁵, E. Hicks⁴⁹, D. Hill⁵², M. Hoballah⁵, P. Hopchev⁴, W. Hulsbergen³⁸, P. Hunt⁵², T. Huse⁴⁹, N. Hussain⁵², R.S. Huston¹², D. Hutchcroft⁴⁹, D. Hynds⁴⁸, V. Iakovenko⁴¹, P. Ilten¹², J. Imong⁴³, R. Jacobsson³⁵, A. Jaeger¹¹, M. Jahjah Hussein⁵, E. Jans³⁸, F. Jansen³⁸, P. Jatton³⁶, B. Jean-Marie⁷, F. Jing³, M. John⁵², D. Johnson⁵², C.R. Jones⁴⁴, B. Jost³⁵, M. Kabbalo⁹, S. Kandybei⁴⁰, M. Karacson³⁵, T.M. Karbach⁹, J. Keaveney¹², I.R. Kenyon⁴², U. Kerzel³⁵, T. Ketel³⁹, A. Keune³⁶, B. Khanji²⁰, Y.M. Kim⁴⁷, M. Knecht³⁶, O. Kochebina⁷, I. Komarov²⁹, R.F. Koopman³⁹, P. Koppenburg³⁸,

M. Korolev²⁹, A. Kozlinskiy³⁸, L. Kravchuk³⁰, K. Kreplin¹¹, M. Kreps⁴⁵, G. Krocker¹¹,
 P. Krokovny³¹, F. Kruse⁹, M. Kucharczyk^{20,23,35,j}, V. Kudryavtsev³¹, T. Kvaratskheliya^{28,35},
 V.N. La Thi³⁶, D. Lacarrere³⁵, G. Lafferty⁵¹, A. Lai¹⁵, D. Lambert⁴⁷, R.W. Lambert³⁹,
 E. Lanciotti³⁵, G. Lanfranchi^{18,35}, C. Langenbruch³⁵, T. Latham⁴⁵, C. Lazzeroni⁴², R. Le Gac⁶,
 J. van Leerdam³⁸, J.-P. Lees⁴, R. Lefèvre⁵, A. Leflat^{29,35}, J. Lefrançois⁷, O. Leroy⁶, T. Lesiak²³,
 L. Li³, Y. Li³, L. Li Gioi⁵, M. Lieng⁹, M. Liles⁴⁹, R. Lindner³⁵, C. Linn¹¹, B. Liu³, G. Liu³⁵,
 J. von Loeben²⁰, J.H. Lopes², E. Lopez Asamar³³, N. Lopez-March³⁶, H. Lu³, J. Luisier³⁶,
 A. Mac Raighne⁴⁸, F. Machefer⁷, I.V. Machikhiliyan^{4,28}, F. Maciuc¹⁰, O. Maev^{27,35}, J. Magnin¹,
 S. Malde⁵², R.M.D. Mamunur³⁵, G. Manca^{15,d}, G. Mancinelli⁶, N. Mangiafave⁴⁴, U. Marconi¹⁴,
 R. Märki³⁶, J. Marks¹¹, G. Martellotti²², A. Martens⁸, L. Martin⁵², A. Martín Sánchez⁷,
 M. Martinelli³⁸, D. Martinez Santos³⁵, A. Massafferri¹, Z. Mathe¹², C. Matteuzzi²⁰,
 M. Matveev²⁷, E. Maurice⁶, A. Mazurov^{16,30,35}, J. McCarthy⁴², G. McGregor⁵¹, R. McNulty¹²,
 M. Meissner¹¹, M. Merk³⁸, J. Merkel⁹, D.A. Milanese¹³, M.-N. Minard⁴, J. Molina Rodriguez⁵⁴,
 S. Monteil⁵, D. Moran⁵¹, P. Morawski²³, R. Mountain⁵³, I. Mous³⁸, F. Muheim⁴⁷, K. Müller³⁷,
 R. Muresan²⁶, B. Muryn²⁴, B. Muster³⁶, J. Mylroie-Smith⁴⁹, P. Naik⁴³, T. Nakada³⁶,
 R. Nandakumar⁴⁶, I. Nasteva¹, M. Needham⁴⁷, N. Neufeld³⁵, A.D. Nguyen³⁶, C. Nguyen-Mau^{36,o},
 M. Nicol⁷, V. Niess⁵, N. Nikitin²⁹, T. Nikodem¹¹, A. Nomerotski^{52,35}, A. Novoselov³²,
 A. Oblakowska-Mucha²⁴, V. Obraztsov³², S. Oggero³⁸, S. Ogilvy⁴⁸, O. Okhrimenko⁴¹,
 R. Oldeman^{15,d,35}, M. Orlandea²⁶, J.M. Otalora Goicochea², P. Owen⁵⁰, B.K. Pal⁵³,
 A. Palano^{13,b}, M. Palutan¹⁸, J. Panman³⁵, A. Papanestis⁴⁶, M. Pappagallo⁴⁸, C. Parkes⁵¹,
 C.J. Parkinson⁵⁰, G. Passaleva¹⁷, G.D. Patel⁴⁹, M. Patel⁵⁰, G.N. Patrick⁴⁶, C. Patrignani^{19,i},
 C. Pavel-Nicorescu²⁶, A. Pazos Alvarez³⁴, A. Pellegrino³⁸, G. Penso^{22,l}, M. Pepe Altarelli³⁵,
 S. Perazzini^{14,c}, D.L. Perego^{20,j}, E. Perez Trigo³⁴, A. Pérez-Calero Yzquierdo³³, P. Perret⁵,
 M. Perrin-Terrin⁶, G. Pessina²⁰, A. Petrolini^{19,i}, A. Phan⁵³, E. Picatoste Olloqui³³, B. Pie Valls³³,
 B. Pietrzyk⁴, T. Pilař⁴⁵, D. Pinci²², S. Playfer⁴⁷, M. Plo Casasus³⁴, F. Polci⁸, G. Polok²³,
 A. Poluektov^{45,31}, E. Polcarpo², D. Popov¹⁰, B. Popovici²⁶, C. Potterat³³, A. Powell⁵²,
 J. Prisciandaro³⁶, V. Pugatch⁴¹, A. Puig Navarro³³, W. Qian³, J.H. Rademacker⁴³,
 B. Rakotomiamanana³⁶, M.S. Rangel², I. Raniuk⁴⁰, N. Rauschmayr³⁵, G. Raven³⁹,
 S. Redford⁵², M.M. Reid⁴⁵, A.C. dos Reis¹, S. Ricciardi⁴⁶, A. Richards⁵⁰, K. Rinnert⁴⁹,
 D.A. Roa Romero⁵, P. Robbe⁷, E. Rodrigues^{48,51}, P. Rodriguez Perez³⁴, G.J. Rogers⁴⁴,
 S. Roiser³⁵, V. Romanovsky³², A. Romero Vidal³⁴, M. Rosello^{33,n}, J. Rouvinet³⁶, T. Ruf³⁵,
 H. Ruiz³³, G. Sabatino^{21,k}, J.J. Saborido Silva³⁴, N. Sagidova²⁷, P. Sail⁴⁸, B. Saitta^{15,d},
 C. Salzmann³⁷, B. Sanmartin Sedes³⁴, M. Sannino^{19,i}, R. Santacesaria²², C. Santamarina Rios³⁴,
 R. Santinelli³⁵, E. Santovetti^{21,k}, M. Sapunov⁶, A. Sarti^{18,l}, C. Satriano^{22,m}, A. Satta²¹,
 M. Savrie^{16,e}, D. Savrina²⁸, P. Schaack⁵⁰, M. Schiller³⁹, H. Schindler³⁵, S. Schleich⁹, M. Schlupp⁹,
 M. Schmelling¹⁰, B. Schmidt³⁵, O. Schneider³⁶, A. Schopper³⁵, M.-H. Schune⁷, R. Schwemmer³⁵,
 B. Sciascia¹⁸, A. Sciubba^{18,l}, M. Seco³⁴, A. Semennikov²⁸, K. Senderowska²⁴, I. Sepp⁵⁰,
 N. Serra³⁷, J. Serrano⁶, P. Seyfert¹¹, M. Shapkin³², I. Shapoval^{40,35}, P. Shatalov²⁸,
 Y. Shcheglov²⁷, T. Shears⁴⁹, L. Shekhtman³¹, O. Shevchenko⁴⁰, V. Shevchenko²⁸, A. Shires⁵⁰,
 R. Silva Coutinho⁴⁵, T. Skwarnicki⁵³, N.A. Smith⁴⁹, E. Smith^{52,46}, M. Smith⁵¹, K. Sobczak⁵,
 F.J.P. Soler⁴⁸, A. Solomin⁴³, F. Soomro^{18,35}, D. Souza⁴³, B. Souza De Paula², B. Spaan⁹,
 A. Sparkes⁴⁷, P. Spradlin⁴⁸, F. Stagni³⁵, S. Stahl¹¹, O. Steinkamp³⁷, S. Stoica²⁶, S. Stone⁵³,
 B. Storaci³⁸, M. Straticiu²⁶, U. Straumann³⁷, V.K. Subbiah³⁵, S. Swientek⁹, M. Szczekowski²⁵,
 P. Szczypka^{36,35}, T. Szumlak²⁴, S. T’Jampens⁴, M. Teklishyn⁷, E. Teodorescu²⁶, F. Teubert³⁵,
 C. Thomas⁵², E. Thomas³⁵, J. van Tilburg¹¹, V. Tisserand⁴, M. Tobin³⁷, S. Tol³⁹,
 S. Topp-Joergensen⁵², N. Torr⁵², E. Tournefier^{4,50}, S. Tourneur³⁶, M.T. Tran³⁶,
 A. Tsaregorodtsev⁶, N. Tuning³⁸, M. Ubeda Garcia³⁵, A. Ukleja²⁵, U. Uwer¹¹, V. Vagnoni¹⁴,
 G. Valenti¹⁴, R. Vazquez Gomez³³, P. Vazquez Regueiro³⁴, S. Vecchi¹⁶, J.J. Velthuis⁴³,

M. Veltri^{17,9}, G. Veneziano³⁶, M. Vesterinen³⁵, B. Viaud⁷, I. Videau⁷, D. Vieira²,
X. Vilasis-Cardona^{33,n}, J. Visniakov³⁴, A. Vollhardt³⁷, D. Volyanskyy¹⁰, D. Voong⁴³,
A. Vorobyev²⁷, V. Vorobyev³¹, C. Voß⁵⁵, H. Voss¹⁰, R. Waldi⁵⁵, R. Wallace¹², S. Wandernoth¹¹,
J. Wang⁵³, D.R. Ward⁴⁴, N.K. Watson⁴², A.D. Webber⁵¹, D. Websdale⁵⁰, M. Whitehead⁴⁵,
J. Wicht³⁵, D. Wiedner¹¹, L. Wiggers³⁸, G. Wilkinson⁵², M.P. Williams^{45,46}, M. Williams⁵⁰,
F.F. Wilson⁴⁶, J. Wishahi⁹, M. Witek²³, W. Witzeling³⁵, S.A. Wotton⁴⁴, S. Wright⁴⁴, S. Wu³,
K. Wyllie³⁵, Y. Xie⁴⁷, F. Xing⁵², Z. Xing⁵³, Z. Yang³, R. Young⁴⁷, X. Yuan³, O. Yushchenko³²,
M. Zangoli¹⁴, M. Zavertyaev^{10,a}, F. Zhang³, L. Zhang⁵³, W.C. Zhang¹², Y. Zhang³,
A. Zhelezov¹¹, L. Zhong³, A. Zvyagin³⁵.

- ¹ *Centro Brasileiro de Pesquisas Físicas (CBPF), Rio de Janeiro, Brazil*
- ² *Universidade Federal do Rio de Janeiro (UFRJ), Rio de Janeiro, Brazil*
- ³ *Center for High Energy Physics, Tsinghua University, Beijing, China*
- ⁴ *LAPP, Université de Savoie, CNRS/IN2P3, Annecy-Le-Vieux, France*
- ⁵ *Clermont Université, Université Blaise Pascal, CNRS/IN2P3, LPC, Clermont-Ferrand, France*
- ⁶ *CPPM, Aix-Marseille Université, CNRS/IN2P3, Marseille, France*
- ⁷ *LAL, Université Paris-Sud, CNRS/IN2P3, Orsay, France*
- ⁸ *LPNHE, Université Pierre et Marie Curie, Université Paris Diderot, CNRS/IN2P3, Paris, France*
- ⁹ *Fakultät Physik, Technische Universität Dortmund, Dortmund, Germany*
- ¹⁰ *Max-Planck-Institut für Kernphysik (MPIK), Heidelberg, Germany*
- ¹¹ *Physikalisches Institut, Ruprecht-Karls-Universität Heidelberg, Heidelberg, Germany*
- ¹² *School of Physics, University College Dublin, Dublin, Ireland*
- ¹³ *Sezione INFN di Bari, Bari, Italy*
- ¹⁴ *Sezione INFN di Bologna, Bologna, Italy*
- ¹⁵ *Sezione INFN di Cagliari, Cagliari, Italy*
- ¹⁶ *Sezione INFN di Ferrara, Ferrara, Italy*
- ¹⁷ *Sezione INFN di Firenze, Firenze, Italy*
- ¹⁸ *Laboratori Nazionali dell'INFN di Frascati, Frascati, Italy*
- ¹⁹ *Sezione INFN di Genova, Genova, Italy*
- ²⁰ *Sezione INFN di Milano Bicocca, Milano, Italy*
- ²¹ *Sezione INFN di Roma Tor Vergata, Roma, Italy*
- ²² *Sezione INFN di Roma La Sapienza, Roma, Italy*
- ²³ *Henryk Niewodniczanski Institute of Nuclear Physics Polish Academy of Sciences, Kraków, Poland*
- ²⁴ *AGH University of Science and Technology, Kraków, Poland*
- ²⁵ *National Center for Nuclear Research (NCBJ), Warsaw, Poland*
- ²⁶ *Horia Hulubei National Institute of Physics and Nuclear Engineering, Bucharest-Magurele, Romania*
- ²⁷ *Petersburg Nuclear Physics Institute (PNPI), Gatchina, Russia*
- ²⁸ *Institute of Theoretical and Experimental Physics (ITEP), Moscow, Russia*
- ²⁹ *Institute of Nuclear Physics, Moscow State University (SINP MSU), Moscow, Russia*
- ³⁰ *Institute for Nuclear Research of the Russian Academy of Sciences (INR RAN), Moscow, Russia*
- ³¹ *Budker Institute of Nuclear Physics (SB RAS) and Novosibirsk State University, Novosibirsk, Russia*
- ³² *Institute for High Energy Physics (IHEP), Protvino, Russia*
- ³³ *Universitat de Barcelona, Barcelona, Spain*
- ³⁴ *Universidad de Santiago de Compostela, Santiago de Compostela, Spain*
- ³⁵ *European Organization for Nuclear Research (CERN), Geneva, Switzerland*
- ³⁶ *Ecole Polytechnique Fédérale de Lausanne (EPFL), Lausanne, Switzerland*
- ³⁷ *Physik-Institut, Universität Zürich, Zürich, Switzerland*
- ³⁸ *Nikhef National Institute for Subatomic Physics, Amsterdam, The Netherlands*
- ³⁹ *Nikhef National Institute for Subatomic Physics and VU University Amsterdam, Amsterdam, The Netherlands*

JHEP12(2012)125

- ⁴⁰ NSC Kharkiv Institute of Physics and Technology (NSC KIPT), Kharkiv, Ukraine
⁴¹ Institute for Nuclear Research of the National Academy of Sciences (KINR), Kyiv, Ukraine
⁴² University of Birmingham, Birmingham, United Kingdom
⁴³ H.H. Wills Physics Laboratory, University of Bristol, Bristol, United Kingdom
⁴⁴ Cavendish Laboratory, University of Cambridge, Cambridge, United Kingdom
⁴⁵ Department of Physics, University of Warwick, Coventry, United Kingdom
⁴⁶ STFC Rutherford Appleton Laboratory, Didcot, United Kingdom
⁴⁷ School of Physics and Astronomy, University of Edinburgh, Edinburgh, United Kingdom
⁴⁸ School of Physics and Astronomy, University of Glasgow, Glasgow, United Kingdom
⁴⁹ Oliver Lodge Laboratory, University of Liverpool, Liverpool, United Kingdom
⁵⁰ Imperial College London, London, United Kingdom
⁵¹ School of Physics and Astronomy, University of Manchester, Manchester, United Kingdom
⁵² Department of Physics, University of Oxford, Oxford, United Kingdom
⁵³ Syracuse University, Syracuse, NY, United States
⁵⁴ Pontifícia Universidade Católica do Rio de Janeiro (PUC-Rio), Rio de Janeiro, Brazil, associated to ²
⁵⁵ Institut für Physik, Universität Rostock, Rostock, Germany, associated to ¹¹
- ^a P.N. Lebedev Physical Institute, Russian Academy of Science (LPI RAS), Moscow, Russia
^b Università di Bari, Bari, Italy
^c Università di Bologna, Bologna, Italy
^d Università di Cagliari, Cagliari, Italy
^e Università di Ferrara, Ferrara, Italy
^f Università di Firenze, Firenze, Italy
^g Università di Urbino, Urbino, Italy
^h Università di Modena e Reggio Emilia, Modena, Italy
ⁱ Università di Genova, Genova, Italy
^j Università di Milano Bicocca, Milano, Italy
^k Università di Roma Tor Vergata, Roma, Italy
^l Università di Roma La Sapienza, Roma, Italy
^m Università della Basilicata, Potenza, Italy
ⁿ LIFAELS, La Salle, Universitat Ramon Llull, Barcelona, Spain
^o Hanoi University of Science, Hanoi, Viet Nam