

Production of J/ψ and Υ mesons in pp collisions at $\sqrt{s} = 8$ TeV



The LHCb collaboration

E-mail: Giulia.Manca@cern.ch

ABSTRACT: The production of J/ψ and Υ mesons in pp collisions at $\sqrt{s} = 8$ TeV is studied with the LHCb detector. The J/ψ and Υ mesons are reconstructed in the $\mu^+\mu^-$ decay mode and the signal yields are determined with a fit to the $\mu^+\mu^-$ invariant mass distributions. The analysis is performed in the rapidity range $2.0 < y < 4.5$ and transverse momentum range $0 < p_T < 14$ (15) GeV/ c of the J/ψ (Υ) mesons. The J/ψ and Υ production cross-sections and the fraction of J/ψ mesons from b -hadron decays are measured as a function of the meson p_T and y .

KEYWORDS: Quarkonium, Heavy quark production, Particle and resonance production, Hadron-Hadron Scattering, Flavor physics

ARXIV EPRINT: [1304.6977](https://arxiv.org/abs/1304.6977)

Contents

1	Introduction	1
2	The LHCb detector and data set	2
3	Selection and cross-section determination	3
4	J/ψ meson signal	4
5	Υ meson signal	5
6	Systematic uncertainties	5
7	Results on J/ψ meson production	7
8	Results on Υ meson production	9
9	Comparison with theoretical models	10
10	Conclusions	14
	The LHCb collaboration	27

1 Introduction

Successfully describing heavy quarkonium production is a long-standing problem in QCD. An effective field theory, non-relativistic QCD (NRQCD) [1, 2], provides the foundation for much of the current theoretical work. According to NRQCD, the production of heavy quarkonium factorises into two steps: a heavy quark-antiquark pair is first created at short distances and subsequently evolves non-perturbatively into quarkonium at long distances. The NRQCD calculations depend on the colour-singlet (CS) and colour-octet (CO) matrix elements, which account for the probability of a heavy quark-antiquark pair in a particular colour state to evolve into a heavy quarkonium state. The CS model (CSM) [3, 4], which provides a leading-order description of quarkonium production, was initially used to describe experimental data. However, it underestimates the observed cross-section for single J/ψ production at high transverse momentum (p_T) at the Tevatron [5]. To resolve this discrepancy, the CO mechanism was introduced [6]. The corresponding matrix elements were determined from the high- p_T data, as the CO cross-section decreases more slowly with p_T than that predicted by CS. More recent higher-order calculations [7–10] close the gap between the CS predictions and the experimental data [11], reducing the need for large CO contributions.

Studies of the production of the J/ψ and $\Upsilon(1S)$, $\Upsilon(2S)$ and $\Upsilon(3S)$ mesons (indicated generically as \mathcal{Y} in the following) have been performed using pp collision data taken at $\sqrt{s} = 7$ TeV and at $\sqrt{s} = 2.76$ TeV by the LHCb [12–14], ALICE [15–17], ATLAS [18, 19] and CMS [20–22] experiments in different kinematic regions. As well as providing direct tests of the underlying production mechanism, these studies are crucial to estimate the contribution of double parton scattering to multiple quarkonium production [23, 24].

In this paper first measurements of quarkonium production at $\sqrt{s} = 8$ TeV are reported under the assumption of zero polarisation, an assumption that is discussed in the paper. The differential production cross-sections of prompt J/ψ and \mathcal{Y} mesons, produced at the pp collision point either directly or via feed-down from higher mass charmonium or bottomonium states, are presented in the range of rapidity $2.0 < y < 4.5$ and $p_T < 14$ GeV/ c (J/ψ) or $p_T < 15$ GeV/ c (\mathcal{Y}). The fraction of J/ψ mesons from b -hadron decays, abbreviated as “ J/ψ from b ” in the following, is also measured in the same fiducial region.

2 The LHCb detector and data set

The LHCb detector [25] is a single-arm forward spectrometer covering the pseudorapidity range $2 < \eta < 5$, designed for the study of particles containing b or c quarks. The detector includes a high precision tracking system consisting of a silicon-strip vertex detector surrounding the pp interaction region, a large-area silicon-strip detector located upstream of a dipole magnet with a bending power of about 4 Tm, and three stations of silicon-strip detectors and straw drift tubes placed downstream. The combined tracking system has a momentum resolution $\Delta p/p$ that varies from 0.4% at 5 GeV/ c to 0.6% at 100 GeV/ c , and an impact parameter resolution of 20 μm for tracks with high p_T . Charged hadrons are identified using two ring-imaging Cherenkov detectors [26]. Photon, electron and hadron candidates are identified by a calorimeter system consisting of scintillating-pad and preshower detectors, an electromagnetic calorimeter and a hadronic calorimeter. Muons are identified by a system composed of alternating layers of iron and multiwire proportional chambers, with the exception of the centre of the first station, which uses triple-GEM detectors.

The data sample used in this analysis was collected during the first part of the data taking period at $\sqrt{s} = 8$ TeV in April 2012. During this period the average number of interactions per crossing varied. The \mathcal{Y} meson analysis is based on a data sample, corresponding to an integrated luminosity of about 51 pb^{-1} of pp interactions, collected with an average of 1.3 visible interactions per crossing. The analysis for the more abundant J/ψ mesons is based on data, corresponding to an integrated luminosity of about 18 pb^{-1} , collected with an average of 1.0 visible interactions per crossing. The trigger [27] consists of a hardware stage, based on information from the calorimeter and muon systems, followed by a software stage, which applies a full event reconstruction. At the hardware stage, events are selected requiring dimuon candidates with a product of their p_T larger than 1.68 (GeV/ c)². In the subsequent software trigger, two well reconstructed tracks are required to have hits in the muon system, a p_T higher than 500 MeV/ c , p higher than 6 GeV/ c and to form a common vertex. Only events with a dimuon candidate with an invariant mass $m_{\mu\mu}$ within

Variable	Value (J/ψ)	Value (\mathcal{T})
Track p_T (MeV/c)	> 700	> 1000
Track χ^2/ndf	< 4	
KL distance	> 5000	
Vertex χ^2 probability	$> 0.5\%$	
t_z uncertainty (ps)	< 0.3	—
Mass window $m_{\mu\mu}$ (MeV/c ²)	$ m_{\mu\mu} - M(J/\psi) < 120$	$8500 < m_{\mu\mu} < 11500$

Table 1. Selection criteria for the J/ψ and \mathcal{T} meson analyses. Criteria common to both analyses are displayed between the two columns.

120 MeV/c² of the known J/ψ meson mass [28] or larger than 4.7 GeV/c² are retained for further analysis.

3 Selection and cross-section determination

The selection is based on the criteria described in refs. [12, 13] and is summarised in table 1. It starts by combining oppositely-charged particles, identified as muons, with a track p_T larger than 700 (1000) MeV/c² for the J/ψ (\mathcal{T}) meson. Good track quality is ensured by requiring a χ^2 per degree of freedom, χ^2/ndf , less than 4 for the track fit. Duplicate particles created by the reconstruction are suppressed to the level of 0.5×10^{-3} using the Kullback-Leibler (KL) distance variable ([29, 30]; the use of the Kullback-Leibler distance is described in [31]). To ensure good quality vertex reconstruction, the χ^2 probability of the dimuon vertex is required to be larger than 0.5%. In addition, the primary vertex (PV) associated to the dimuon candidate is required to be within the luminous region, defined as $|x_{PV}| < 1$ mm, $|y_{PV}| < 1$ mm and $|z_{PV}| < 150$ mm.

In the J/ψ analysis additional criteria are applied to the vertex quality. The uncertainty on the pseudo decay time t_z , defined in eq. 4.1, is required to be less than 0.3 ps, as estimated by the propagation of the uncertainties given by the track reconstruction.

The simulation samples are based on the PYTHIA 6.4 generator [32] configured with the parameters detailed in ref. [33]. The EVTGEN package [34] is used to generate hadron decays. The interaction of the generated particles with the detector and its response are implemented using the GEANT4 toolkit [35, 36] as described in ref. [37]. Radiative corrections to the decay of the vector meson to dimuons are generated with the PHOTOS package [38].

The differential cross-section for the production of a vector meson V in a bin of (p_T, y) , where V stands for a J/ψ or \mathcal{T} meson, decaying into a muon pair, is

$$\frac{d^2\sigma}{dy dp_T}(pp \rightarrow VX) = \frac{N(V \rightarrow \mu^+\mu^-)}{\mathcal{L} \times \epsilon_{\text{tot}} \times \mathcal{B}(V \rightarrow \mu^+\mu^-) \times \Delta y \times \Delta p_T}, \quad (3.1)$$

where $N(V \rightarrow \mu^+\mu^-)$ is the number of observed $V \rightarrow \mu^+\mu^-$ candidates, ϵ_{tot} the total detection efficiency in the given bin, \mathcal{L} is the integrated luminosity, $\mathcal{B}(V \rightarrow \mu^+\mu^-)$ is the branching fraction of the $V \rightarrow \mu^+\mu^-$ decay and $\Delta y = 0.5$ and $\Delta p_T = 1$ GeV/c are the

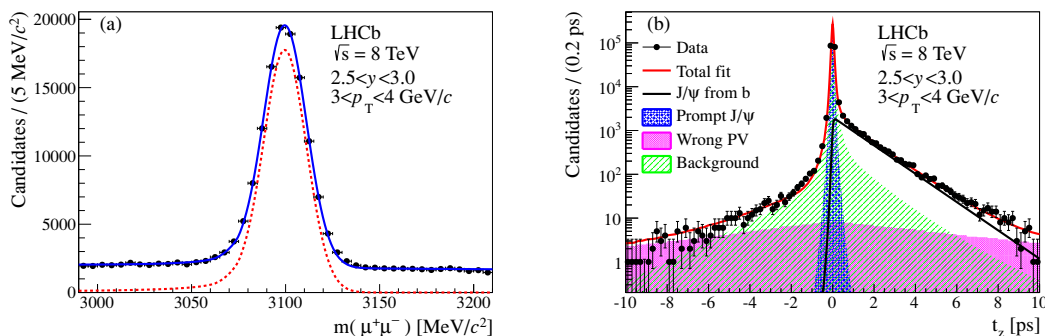


Figure 1. Projections of the fit result for a selected bin in p_T and y for (a) the J/ψ invariant dimuon mass and (b) t_z . For the former, the total fitted function is shown (blue solid line) together with the signal distribution (red dotted line). In the t_z projection the total fitted function is shown together with the J/ψ from b component, the prompt signal, the background and the tail component due to the association of a J/ψ candidate with a wrong PV.

rapidity and p_T bin sizes, respectively. In the case of the $J/\psi \rightarrow \mu^+\mu^-$ decay the branching fraction is well known, $\mathcal{B}(J/\psi \rightarrow \mu^+\mu^-) = (5.94 \pm 0.06) \times 10^{-2}$ [28], and therefore it is chosen to quote an absolute cross-section. On the other hand, the dimuon branching fractions of the Υ mesons are known less precisely [28], and therefore, as in ref. [13], the product of the cross-section times the dimuon branching fraction is given.

The total efficiency ϵ_{tot} is the product of the geometric acceptance, the reconstruction and selection efficiency and the trigger efficiency. All efficiency terms are evaluated using simulated samples and validated with data-driven techniques in each (p_T, y) bin.

The procedure to measure the integrated luminosity is described in ref. [39]. For this analysis a van der Meer scan [40] was performed in April 2012, resulting in a measurement of the integrated luminosity of $18.4 \pm 0.9 \text{ pb}^{-1}$ for the J/ψ and $50.6 \pm 2.5 \text{ pb}^{-1}$ for the Υ samples.

4 J/ψ meson signal

As in the previous studies, prompt J/ψ mesons are distinguished from J/ψ from b by means of the pseudo decay time variable defined as

$$t_z = \frac{(z_{J/\psi} - z_{\text{PV}}) \times M_{J/\psi}}{p_z}, \tag{4.1}$$

where $z_{J/\psi}$ and z_{PV} are the positions along the beam axis z of the J/ψ decay vertex and of the primary vertex refitted after removing the decay muons of the J/ψ candidate; p_z is the measured J/ψ momentum in the beam direction and $M_{J/\psi}$ is the known J/ψ mass [28].

The yields of both prompt J/ψ mesons and J/ψ from b are determined from a two-dimensional fit in each (p_T, y) bin to the distributions of invariant mass and pseudo decay time of the signal candidates, following the approach described in ref. [12]. The mass distribution is modelled with a Crystal Ball function [41] for the signal and an exponential function for the combinatorial background.

The signal pseudo decay time distribution is described by a δ -function at $t_z = 0$ for the prompt J/ψ component together with an exponential decay function for the J/ψ from b component. The shape of the tail arising from the association of a J/ψ meson candidate with a wrong primary vertex is derived from the data by combining a J/ψ meson from a given event with the primary vertex of the following event in the sample. The prompt component of the signal function and that from b hadron decays are convolved with a resolution function modelled by the sum of two Gaussian functions. The background distribution is parameterised with an empirical function based on the shape of the t_z distribution observed in the J/ψ mass sidebands. It is built as the sum of a δ -function and five exponential components, three for positive t_z and two for negative t_z , the negative and positive exponential functions with the largest lifetime having their lifetimes τ_L fixed to the same value. This function is convolved with a resolution function modelled by the sum of two Gaussian functions. All parameters of the background component are determined independently in each (p_T, y) bin from the distribution of the pseudo decay time and are fixed in the final fit. The total fit function is the sum of the products of the mass and t_z fit functions for the signal and background. Figure 1 shows the fit projections in mass and t_z for one specific bin ($3 < p_T < 4$ GeV/ c , $2.5 < y < 3.0$) with the fit result superimposed. Summing over all bins, a total signal yield of 2.6 million J/ψ events is obtained.

5 Υ meson signal

The Υ meson signal yields are determined from a fit to the reconstructed dimuon invariant mass of the selected candidates with $8.5 < m_{\mu\mu} < 11.5$ GeV/ c^2 . The distribution is described by the sum of three Crystal Ball functions, one for each of the $\Upsilon(1S)$, $\Upsilon(2S)$ and $\Upsilon(3S)$ signals, and an exponential function for the combinatorial background. The parameters α and n of the Crystal Ball function describing the radiative tail are fixed to the values of $\alpha = 2$ and $n = 1$ based on simulation studies. The width of the Crystal Ball function describing the $\Upsilon(1S)$ meson is allowed to vary, while the widths of the $\Upsilon(2S)$ and $\Upsilon(3S)$ mesons are constrained to the value of the width of the $\Upsilon(1S)$ signal, scaled by the ratio of the masses of the $\Upsilon(2S)$ and $\Upsilon(3S)$ to the $\Upsilon(1S)$ meson. The peak values of the $\Upsilon(1S)$, $\Upsilon(2S)$ and $\Upsilon(3S)$ mass distributions are allowed to vary in the fit and are consistent with the known values [28]. Figure 2 shows the results of the fit performed over the entire range in p_T and y . The obtained signal yields are $43\,785 \pm 254$, $10\,976 \pm 155$ and 5325 ± 122 for the $\Upsilon(1S)$, $\Upsilon(2S)$ and $\Upsilon(3S)$ mesons, respectively, with a mass resolution of the $\Upsilon(1S)$ resonance of 43 MeV/ c^2 . The fit is repeated independently for each of the bins in p_T and y . When fitting the individual bins, the masses are fixed to the values obtained when fitting the full range, while the mass resolution for the $\Upsilon(1S)$ candidates is parameterised with a linear function of p_T and y that reproduces the behaviour observed in data. Bins with too few entries are excluded from the analysis.

6 Systematic uncertainties

Previous studies [12, 13] have shown that the total efficiency depends on the initial polarisation state of the vector meson. The J/ψ polarisation has been measured at $\sqrt{s} = 7$ TeV

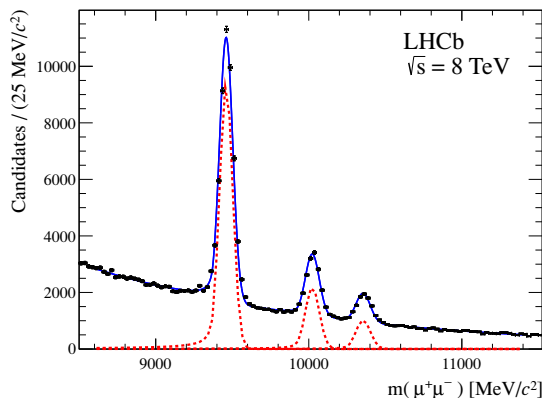


Figure 2. Invariant mass distribution of the selected $\Upsilon \rightarrow \mu^+\mu^-$ candidates in the range $p_T < 15 \text{ GeV}/c$ and $2.0 < y < 4.5$. The three peaks correspond to the $\Upsilon(1S)$, $\Upsilon(2S)$ and $\Upsilon(3S)$ meson signals (from left to right). The superimposed curve and the signal yields (dotted) are the result of the fit described in the text.

<i>Correlated between bins</i>	
Mass fits	0.7 to 2.2
Radiative tail	1.0
Muon identification	1.3
Tracking efficiency	0.9
Vertexing	1.0
Trigger	4.0
Luminosity	5.0
$\mathcal{B}(J/\psi \rightarrow \mu^+\mu^-)$	1.0
<i>Uncorrelated between bins</i>	
Production model	1.0 to 6.0
t_z fit, for J/ψ from b	1.0 to 12.0

Table 2. Relative systematic uncertainties (in %) on the J/ψ and Υ cross-section results and on the fraction of J/ψ from b .

by the LHCb [42] and ALICE [43] collaborations, in a kinematic range similar to that used in this analysis, and the Υ polarisation has been measured by CMS [44] at large p_T and central rapidity. They were both found to be small. Therefore, in this paper results are quoted under the assumption of zero polarisation and no corresponding systematic uncertainty is assigned on the cross-section for this effect. All other systematic uncertainties are summarised in table 2.

Uncertainties related to the mass model describing the shape of the dimuon mass distribution are estimated by fitting the invariant mass distributions for the J/ψ and Υ mesons with the sum of two Crystal Ball functions. The relative difference in the number of signal events (0.7–2.2%) is taken as a systematic uncertainty. A fraction of events has a lower invariant mass because of the energy lost through bremsstrahlung. Based on simulation studies, about 4% of the signal events are estimated to be outside the analysis

mass windows and are not counted as signal. The fitted signal yields are corrected for this effect and an uncertainty of 1% is assigned to the cross-section measurement based on a comparison between the radiative tail observed in data and simulation.

The uncertainty due to the muon identification efficiency is measured on data using a tag-and-probe method. This method reconstructs J/ψ candidates in which one muon is identified by the muon system (“tag”) and the other (“probe”) is identified selecting a track depositing the energy of minimum-ionising particles in the calorimeters.

The ratio of the muon identification efficiency measured in data to that obtained in the simulation is convolved with the momentum distribution of muons from J/ψ and Υ mesons to obtain an efficiency correction. This is found to be 0.98 ± 0.01 ; the uncertainty on the correction factor is considered as a systematic uncertainty.

The uncertainty on the reconstruction efficiency of the muon tracks has also been estimated using a data-driven tag-and-probe approach based on partially reconstructed J/ψ decays, and it was found to be 0.9% per muon pair.

Differences between data and simulation in the efficiency of the requirement on the vector meson vertex χ^2 probability lead to a further uncertainty of 1%.

The trigger efficiency is determined using a data-driven method exploiting a sample of events that are still triggered when the signal candidate is removed [27]. The efficiency obtained with this method in each (p_T, y) bin is used to check the efficiencies measured in the simulation. The systematic uncertainty associated with the trigger efficiency is the difference between that measured in the data and in the simulation. As a cross-check, the trigger efficiency is also computed using a data sample that has not been required to pass any physics trigger. The results obtained with the two methods are consistent.

The luminosity is determined with an uncertainty of 5%, dominated by differences in the results obtained with a van der Meer scan [40] using the core and off-core parts of the beam.

The dependence of the efficiency calculation on the production model used in the simulation is taken into account by varying the main parameters of the PYTHIA 6.4 generator related to prompt vector meson production. These parameters define the minimum p_T cut-offs for regularising the cross-section. This effect is evaluated in each (p_T, y) bin and found to be at most 6%.

Uncertainties related to the t_z fitting procedure for the J/ψ mesons are included by changing the parameterisation used to describe the signal and background. A second fitting method based on the *sPlot* technique [45] is used with the mass as the control variable to unfold the background and to perform an unbinned likelihood fit to the pseudo decay time distribution. The two approaches give consistent results and their difference is taken as an estimate of the systematic uncertainty. These uncertainties are evaluated in each (p_T, y) bin and found to be a few percent.

7 Results on J/ψ meson production

The measured double-differential production cross-sections for prompt J/ψ mesons, under the assumption of zero polarisation, and for J/ψ from b are given in bins of p_T and y in

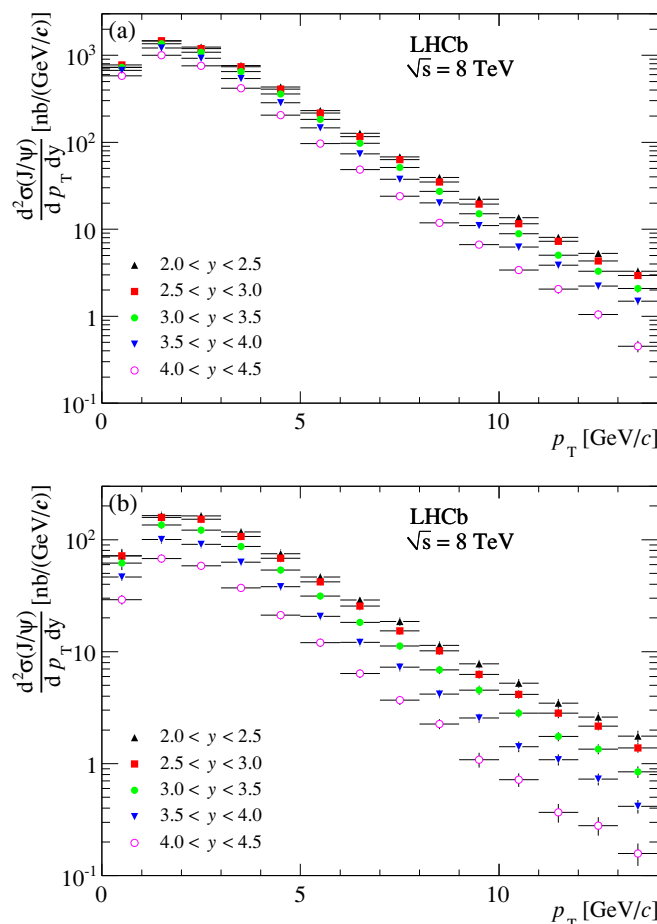


Figure 3. Differential production cross-section for (a) prompt J/ψ mesons and (b) J/ψ from b as a function of p_T in bins of y . It is assumed that prompt J/ψ mesons are produced unpolarised. The errors are the quadratic sums of the statistical and systematic uncertainties.

tables 4 and 5, respectively, and are displayed in figure 3. The integrated cross-section for prompt J/ψ meson production in the defined fiducial region, summing over all bins of the analysis, is

$$\sigma(\text{prompt } J/\psi, p_T < 14 \text{ GeV}/c, 2.0 < y < 4.5) = 10.94 \pm 0.02 \pm 0.79 \mu\text{b},$$

where the first uncertainty is statistical and the second is systematic, computed taking correlations into account. The integrated cross-section for the production of J/ψ from b in the same fiducial region is

$$\sigma(J/\psi \text{ from } b, p_T < 14 \text{ GeV}/c, 2.0 < y < 4.5) = 1.28 \pm 0.01 \pm 0.11 \mu\text{b}.$$

The total $b\bar{b}$ production cross-section is computed as

$$\sigma(pp \rightarrow b\bar{b}X) = \alpha_{4\pi} \frac{\sigma(J/\psi \text{ from } b, p_T < 14 \text{ GeV}/c, 2.0 < y < 4.5)}{2 \mathcal{B}(b \rightarrow J/\psi X)}, \quad (7.1)$$

y	Prompt J/ψ	J/ψ from b
2.0–2.5	$5140 \pm 26 \pm 49 \pm 368$	$717 \pm 6 \pm 12 \pm 51$
2.5–3.0	$5066 \pm 14 \pm 30 \pm 363$	$666 \pm 3 \pm 9 \pm 48$
3.0–3.5	$4573 \pm 11 \pm 20 \pm 328$	$538 \pm 3 \pm 8 \pm 39$
3.5–4.0	$3940 \pm 11 \pm 24 \pm 282$	$388 \pm 2 \pm 4 \pm 28$
4.0–4.5	$3153 \pm 12 \pm 16 \pm 226$	$240 \pm 2 \pm 3 \pm 17$

Table 3. Differential production cross-section $d\sigma/dy$ in nb for prompt J/ψ mesons (assumed unpolarised) and for J/ψ from b , integrated over p_T . The first uncertainty is statistical, the second (third) is the part of the systematic uncertainty that is uncorrelated (correlated) between bins.

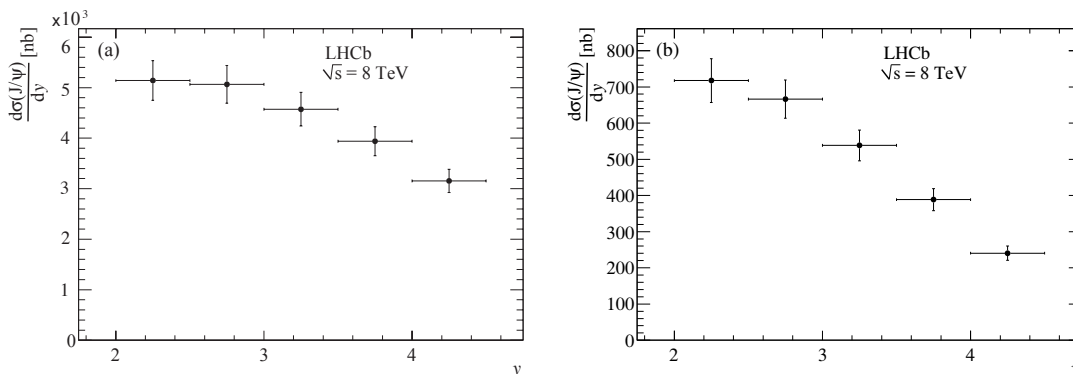


Figure 4. Differential production cross-section as a function of y integrated over p_T , for (a) unpolarised prompt J/ψ mesons and (b) J/ψ from b . The errors are the quadratic sums of the statistical and systematic uncertainties.

where the factor $\alpha_{4\pi} = 5.4$ is an extrapolation factor of the cross-section from the measured to the full kinematic region. This factor is obtained using the simulation as described in section 3. The inclusive $b \rightarrow J/\psi X$ branching fraction is $\mathcal{B}(b \rightarrow J/\psi X) = (1.16 \pm 0.10)\%$ [28]. The resulting total $b\bar{b}$ cross-section is $\sigma(pp \rightarrow b\bar{b}X) = 298 \pm 2 \pm 36 \mu\text{b}$, where the first uncertainty is statistical and the second is systematic, which includes the uncertainty on $\mathcal{B}(b \rightarrow J/\psi X)$. No systematic uncertainty has been included for the extrapolation factor $\alpha_{4\pi}$ estimated from the simulation. For comparison, the value of the extrapolation factor given by NLO calculations is 5.1 [46].

Table 3 and figure 4 show the differential production cross-section $d\sigma/dy$ integrated over p_T , for unpolarised prompt J/ψ mesons and J/ψ from b . For both components, the cross-section decreases significantly between the central and forward regions of the acceptance.

Table 6 and figure 5 give the values of the fraction of J/ψ from b in the different bins of p_T and y . The fraction of J/ψ mesons from b -hadron decays increases as a function of p_T , and, at constant p_T , decreases with increasing y , as seen in the study at $\sqrt{s} = 7$ TeV [12].

8 Results on Υ meson production

The double-differential production cross-sections times the dimuon branching fractions for the Υ mesons in bins of p_T and y are given in tables 7, 8, and 9, with the assumption

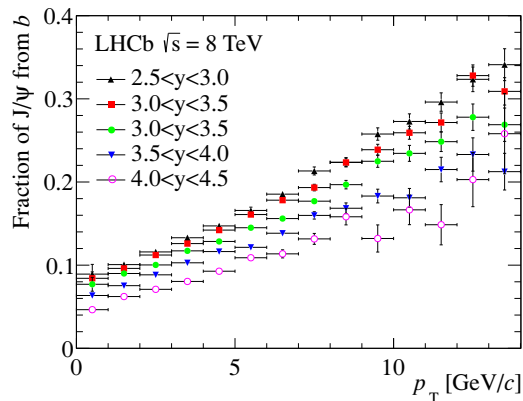


Figure 5. Fraction of J/ψ from b as a function of p_T , in bins of y .

of no polarisation. The double-differential cross-sections are displayed in figure 6. The integrated cross-sections times dimuon branching fractions $B^{iS} = B(\Upsilon(iS) \rightarrow \mu\mu)$, with $i = 1, 2, 3$, in the range $p_T < 15$ GeV/ c and $2.0 < y < 4.5$ are measured to be

$$\begin{aligned} \sigma(pp \rightarrow \Upsilon(1S)X) \times B^{1S} &= 3.241 \pm 0.018 \pm 0.231 \text{ nb}, \\ \sigma(pp \rightarrow \Upsilon(2S)X) \times B^{2S} &= 0.761 \pm 0.008 \pm 0.055 \text{ nb}, \\ \sigma(pp \rightarrow \Upsilon(3S)X) \times B^{3S} &= 0.369 \pm 0.005 \pm 0.027 \text{ nb}, \end{aligned}$$

where the first uncertainty is statistical and the second systematic. The cross-section times dimuon branching fractions for the three Υ states are compared in figure 7 as a function of p_T and y . These results are used to evaluate the ratios $R^{iS/1S}$ of the $\Upsilon(2S)$ to $\Upsilon(1S)$ and $\Upsilon(3S)$ to $\Upsilon(1S)$ cross-sections times dimuon branching fractions. Most of the uncertainties cancel in the ratio, except those due to the size of the data sample, to the model dependence and to the choice of the fit function. The ratios $R^{iS/1S}$ as a function of p_T and y are given in tables 10 and 11, respectively, and shown in figure 8, with the assumption of no polarisation. For this measurement the p_T range has been restricted to $p_T < 14$ GeV/ c and the y range to $2.0 < y < 4.0$ to ensure enough counts for the three Υ states in all bins. The ratios are constant as a function of y and increase as a function of p_T , in agreement with previous observations by LHCb [13] and as reported by ATLAS [19] and CMS [21] at $\sqrt{s} = 7$ TeV.

9 Comparison with theoretical models

The measured differential cross-sections for the production of prompt J/ψ mesons as a function of p_T are compared in figure 9 to three theoretical models that assume no polarisation. The considered models are

- an NRQCD model at next-to-leading order (NLO). The colour-octet matrix elements in this case are determined from a global fit to HERA, Tevatron and LHC data [47, 48];

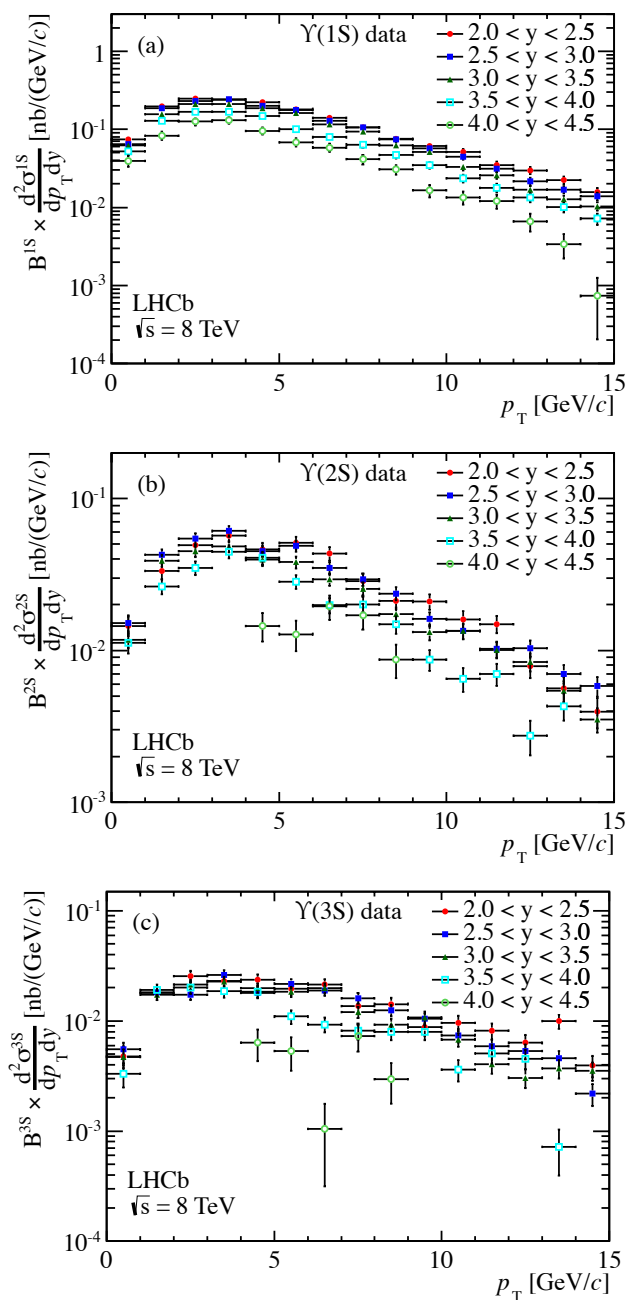


Figure 6. Double-differential cross-sections times dimuon branching fractions as a function of p_T in bins of y for (a) the $\Upsilon(1S)$, (b) $\Upsilon(2S)$ and (c) $\Upsilon(3S)$ mesons.

- an NNLO* CSM [9, 10]; the notation NNLO* indicates that the calculation at next-to-next leading order is not complete and neglects part of the logarithmic terms;
- an NLO CSM [7] with the input parameters related to the choice of scale and charm quark mass given in ref. [47].

In these comparisons it should be noted that the predictions are for direct J/ψ meson production, whereas the experimental measurements include feed-down from higher char-

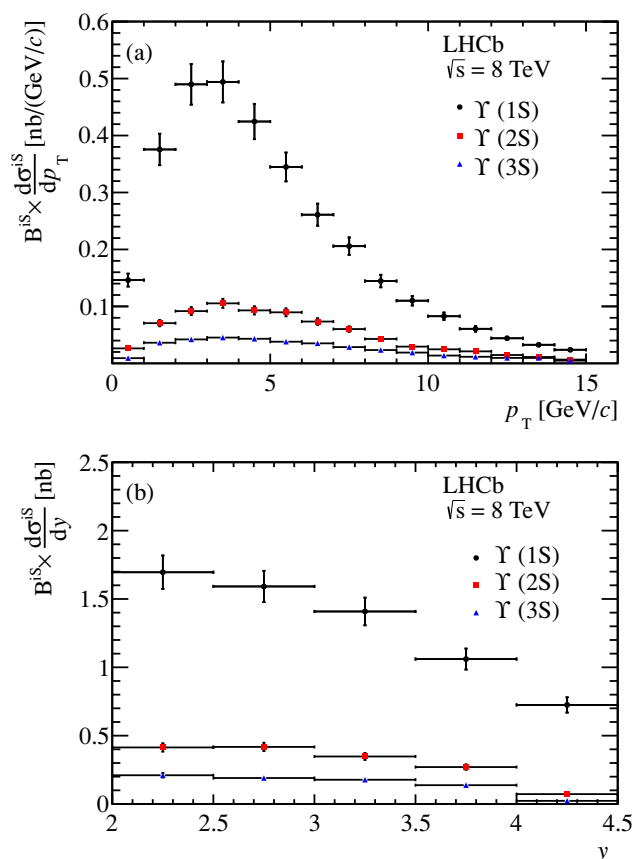


Figure 7. Differential production cross-sections for $\Upsilon(1S)$, $\Upsilon(2S)$ and $\Upsilon(3S)$ mesons times dimuon branching fraction (a) as a function of p_T integrated over y , and (b) as a function of y integrated over p_T .

monium states. In particular, the contribution from J/ψ mesons produced in radiative χ_c decays in the considered fiducial range was measured to be at the level of 20% at $\sqrt{s} = 7$ TeV [49]. Allowing for this contribution, as was seen in the previous studies, both the NNLO* CSM and the NLO NRQCD models provide reasonable descriptions of the experimental data. In contrast, the CSM at NLO underestimates the cross-section by an order of magnitude.

The results for the production of J/ψ from b can be compared to calculations based on the FONLL formalism [46, 50]. This model predicts the b -quark production cross-section, and includes the fragmentation of the b -quark into b -hadrons and their decay into J/ψ mesons. In figure 10 the data for the differential production cross-section as a function of p_T and y at $\sqrt{s} = 8$ TeV are compared to the FONLL predictions. Good agreement is observed. The prediction for the total cross-section in the fiducial range of this measurement is $1.34^{+0.63}_{-0.49} \mu\text{b}$, in good agreement with the result presented here. In figure 11 the measurements of the cross-section for J/ψ from b at $\sqrt{s} = 2.76$ [14], 7 [12], and 8 TeV are compared to the FONLL prediction. The behaviour as a function of the centre-of-mass energy is in excellent agreement with the prediction. This gives confidence

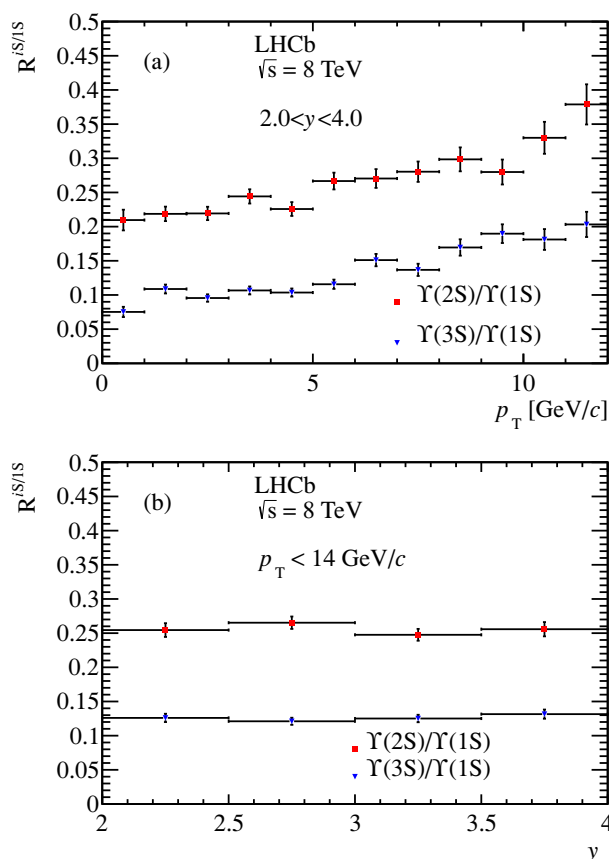


Figure 8. Ratio of the $\Upsilon(2S)$ to $\Upsilon(1S)$ and $\Upsilon(3S)$ to $\Upsilon(1S)$ cross-sections times dimuon branching fractions (a) as a function of p_T integrated over y , and (b) as a function of y integrated over p_T .

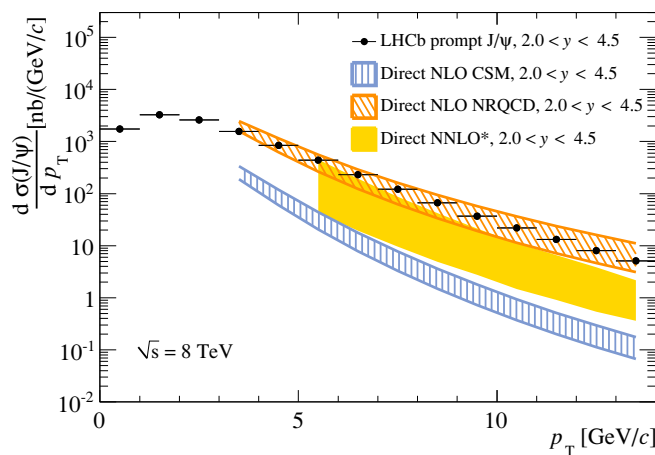


Figure 9. Comparison of the differential cross-section for the production of prompt J/ψ meson (under the assumption of zero polarisation) as a function of p_T with direct production in an NLO NRQCD model [47, 48] (orange diagonal shading), an NNLO* CSM [10] (solid yellow) and an NLO CSM [7] (blue vertical shading). The points show the measurements reported in this analysis.

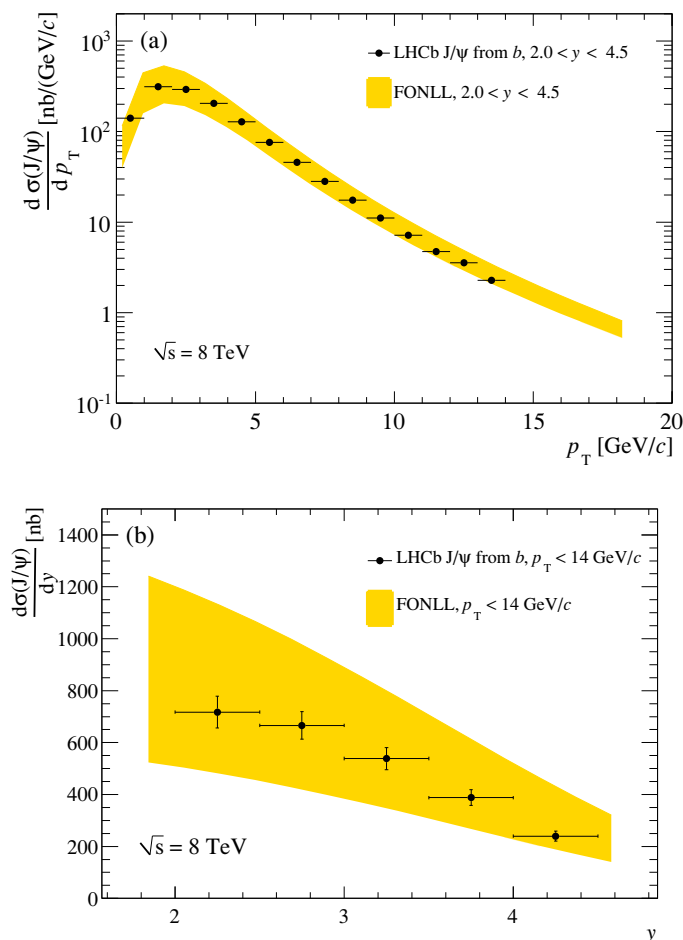


Figure 10. Differential production cross-section for J/ψ from b (a) as a function of p_T in the fiducial range $2.0 < y < 4.5$, and (b) as a function of y in the fiducial range $p_T < 14$ GeV/c. The FONLL prediction [46, 50] is shown in yellow. The points show the measurements reported in this analysis.

that this model can produce reliable predictions for the b -hadron cross-section at the higher energies expected at the LHC.

In figure 12 the cross-sections times dimuon branching fractions for the three Υ meson states are compared to the CSM NLO [7] and NNLO* [9] theoretical predictions as a function of p_T . The NNLO* CSM provides a reasonable description of the experimental data, particularly for the $\Upsilon(3S)$ meson, which is expected to be less affected by feed-down. As for the prompt J/ψ meson production, the CSM at NLO underestimates the cross-section by an order of magnitude.

10 Conclusions

The differential production cross-sections for J/ψ and Υ mesons are measured as a function of p_T and y in the forward region, $2.0 < y < 4.5$. The analysis is based on a data sample, corresponding to an integrated luminosity of 18 pb^{-1} and 51 pb^{-1} for the J/ψ and Υ

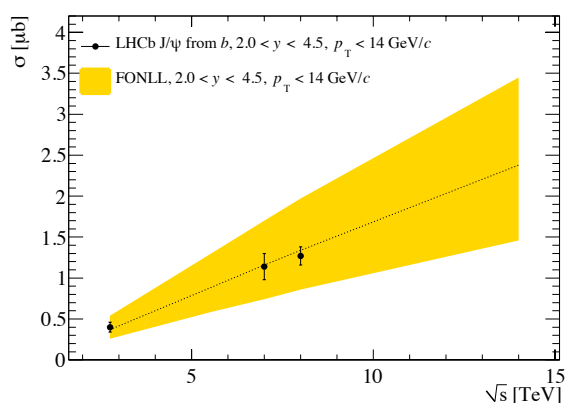


Figure 11. Predictions based on the FONLL formalism [46, 50] for the production cross-section for J/ψ from b in the fiducial range $0 < p_T < 14$ GeV/ c and $2.0 < y < 4.5$ (yellow band). The uncertainty includes contributions from the renormalisation scale, quark masses and the choice of PDF set. The black dotted line shows the central value of the prediction. The points show the LHCb measurements at $\sqrt{s} = 2.76$ [14], 7 [12], and 8 TeV.

mesons, respectively, collected in the early part of 2012 at a centre-of-mass energy of $\sqrt{s} = 8$ TeV. The production cross-sections of prompt J/ψ mesons and J/ψ from b are individually measured. An estimate of the $b\bar{b}$ total cross-section is also obtained.

The results are compared with several recent theoretical predictions in the LHCb acceptance. The NNLO* CSM and the NLO NRQCD model (for the J/ψ meson) provide a reasonable description of the experimental data on the production of prompt J/ψ and Υ mesons as a function of p_T under the assumption of zero polarisation. This confirms the progress in the theoretical calculations of quarkonium hadroproduction, even if the uncertainties on the predictions are still large. Theoretical predictions based on FONLL calculations are found to describe well the measured cross-section for J/ψ from b and its dependence on centre-of-mass energy.

Acknowledgments

We thank M. Cacciari for providing the FONLL predictions for the b cross-section in the LHCb acceptance, J. P. Lansberg for the NNLO* predictions for prompt J/ψ and Υ meson production, B. Kniehl and M. Butenschön for the NLO NRQCD predictions for prompt J/ψ meson production. We express our gratitude to our colleagues in the CERN accelerator departments for the excellent performance of the LHC. We thank the technical and administrative staff at the LHCb institutes. We acknowledge support from CERN and from the national agencies: CAPES, CNPq, FAPERJ and FINEP (Brazil); NSFC (China); CNRS/IN2P3 and Region Auvergne (France); BMBF, DFG, HGF and MPG (Germany); SFI (Ireland); INFN (Italy); FOM and NWO (The Netherlands); SCSR (Poland); ANCS/IFA (Romania); MinES, Rosatom, RFBR and NRC “Kurchatov Institute” (Russia); MinECo, XuntaGal and GENCAT (Spain); SNSF and SER (Switzerland); NAS Ukraine (Ukraine); STFC (United Kingdom); NSF (USA). We also acknowledge the support received from the ERC under FP7. The Tier1 computing centres are supported

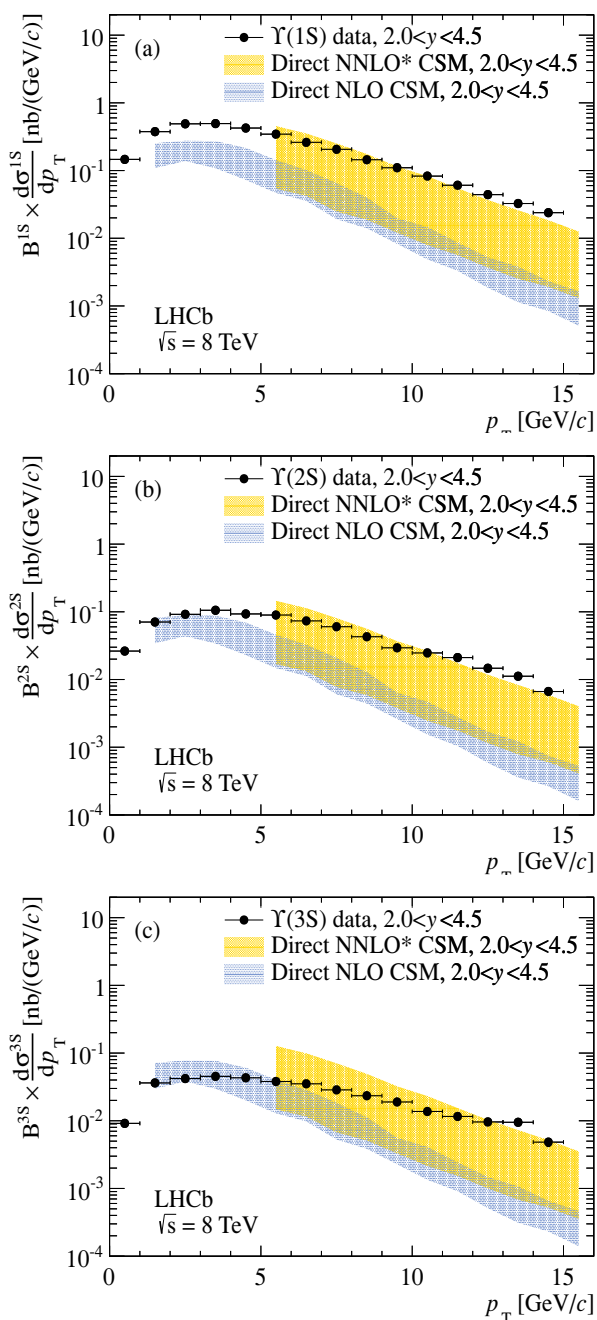


Figure 12. Comparison of the differential production cross-sections times dimuon branching fractions for (a) $Y(1S)$, (b) $Y(2S)$ and (c) $Y(3S)$ mesons as a function of p_T with direct production in an NNLO* CSM [9] (solid yellow) and an NLO CSM [7] (blue vertical shading) model. The points show the measurements reported in this analysis.

by IN2P3 (France), KIT and BMBF (Germany), INFN (Italy), NWO and SURF (The Netherlands), PIC (Spain), GridPP (United Kingdom). We are thankful for the computing resources put at our disposal by Yandex LLC (Russia), as well as to the communities behind the multiple open source software packages that we depend on.

p_T (GeV/c)	$2.0 < y < 2.5$				$2.5 < y < 3.0$				$3.0 < y < 3.5$			
0-1	727.45 ± 13.14 ± 25.66 ± 52.15				772.40 ± 6.84 ± 11.94 ± 55.38				727.58 ± 5.57 ± 10.31 ± 52.16			
1-2	1463.31 ± 16.73 ± 19.26 ± 104.91				1473.44 ± 8.74 ± 13.74 ± 105.64				1357.44 ± 7.01 ± 11.10 ± 97.32			
2-3	1237.49 ± 12.28 ± 22.39 ± 88.72				1196.41 ± 6.69 ± 20.45 ± 85.78				1083.40 ± 5.33 ± 9.91 ± 77.67			
3-4	761.17 ± 7.29 ± 20.60 ± 54.57				738.03 ± 4.20 ± 8.94 ± 52.91				651.06 ± 3.45 ± 6.62 ± 46.68			
4-5	432.67 ± 4.33 ± 20.79 ± 31.02				408.62 ± 2.56 ± 6.57 ± 29.30				359.82 ± 2.20 ± 4.36 ± 25.80			
5-6	231.63 ± 2.60 ± 2.89 ± 16.61				217.04 ± 1.61 ± 5.01 ± 15.56				183.07 ± 1.38 ± 2.95 ± 13.12			
6-7	126.50 ± 1.65 ± 2.29 ± 9.07				116.27 ± 1.07 ± 4.31 ± 8.34				97.25 ± 0.94 ± 1.76 ± 6.97			
7-8	68.05 ± 1.07 ± 1.98 ± 4.88				63.25 ± 0.74 ± 1.09 ± 4.53				51.21 ± 0.64 ± 1.23 ± 3.67			
8-9	39.23 ± 0.74 ± 1.88 ± 2.81				34.85 ± 0.52 ± 0.84 ± 2.50				27.34 ± 0.45 ± 0.98 ± 1.96			
9-10	22.04 ± 0.52 ± 0.66 ± 1.58				19.54 ± 0.37 ± 0.49 ± 1.40				15.08 ± 0.32 ± 0.70 ± 1.08			
10-11	13.60 ± 0.39 ± 0.45 ± 0.98				11.59 ± 0.28 ± 0.37 ± 0.83				8.88 ± 0.25 ± 0.15 ± 0.64			
11-12	8.06 ± 0.28 ± 0.23 ± 0.58				7.29 ± 0.22 ± 0.33 ± 0.52				5.03 ± 0.18 ± 0.11 ± 0.36			
12-13	5.26 ± 0.22 ± 0.20 ± 0.38				4.31 ± 0.16 ± 0.06 ± 0.31				3.30 ± 0.14 ± 0.10 ± 0.24			
13-14	3.30 ± 0.17 ± 0.21 ± 0.24				2.94 ± 0.14 ± 0.07 ± 0.21				2.09 ± 0.11 ± 0.09 ± 0.15			
	$3.5 < y < 4.0$				$4.0 < y < 4.5$							
0-1	670.50 ± 5.34 ± 6.78 ± 48.07				579.84 ± 6.08 ± 7.65 ± 41.57							
1-2	1213.97 ± 6.52 ± 20.90 ± 87.04				1003.19 ± 7.18 ± 10.37 ± 71.92							
2-3	926.23 ± 4.88 ± 7.50 ± 66.41				753.31 ± 5.75 ± 6.80 ± 54.01							
3-4	542.09 ± 3.19 ± 5.56 ± 38.87				418.29 ± 3.89 ± 4.61 ± 29.99							
4-5	284.82 ± 2.00 ± 3.44 ± 20.42				204.28 ± 2.31 ± 2.68 ± 14.65							
5-6	146.41 ± 1.29 ± 2.20 ± 10.50				96.52 ± 1.39 ± 2.61 ± 6.92							
6-7	73.68 ± 0.84 ± 1.33 ± 5.28				48.40 ± 0.90 ± 0.92 ± 3.47							
7-8	37.39 ± 0.56 ± 0.82 ± 2.68				23.95 ± 0.59 ± 0.60 ± 1.72							
8-9	20.05 ± 0.40 ± 0.52 ± 1.44				11.83 ± 0.39 ± 0.34 ± 0.85							
9-10	11.04 ± 0.29 ± 0.38 ± 0.79				6.64 ± 0.27 ± 0.24 ± 0.48							
10-11	6.24 ± 0.20 ± 0.28 ± 0.45				3.40 ± 0.18 ± 0.15 ± 0.24							
11-12	3.85 ± 0.18 ± 0.16 ± 0.28				2.05 ± 0.14 ± 0.10 ± 0.15							
12-13	2.23 ± 0.13 ± 0.05 ± 0.16				1.04 ± 0.09 ± 0.03 ± 0.07							
13-14	1.49 ± 0.10 ± 0.04 ± 0.11				0.45 ± 0.06 ± 0.02 ± 0.03							

Table 4. Double-differential cross-section $\frac{d^2\sigma}{dp_T dy}$ in nb/(GeV/c) for prompt J/ψ meson production in bins of p_T and y , with the assumption of no polarisation. The first error is statistical, the second is the component of the systematic uncertainty that is uncorrelated between bins and the third is the correlated component.

p_T (GeV/c)	$2.0 < y < 2.5$	$2.5 < y < 3.0$	$3.0 < y < 3.5$
0-1	$71.82 \pm 2.53 \pm 9.44 \pm 5.15$	$71.70 \pm 1.33 \pm 6.58 \pm 5.14$	$61.63 \pm 1.10 \pm 6.63 \pm 4.42$
1-2	$164.48 \pm 3.49 \pm 3.71 \pm 11.79$	$157.59 \pm 1.84 \pm 3.88 \pm 11.30$	$135.22 \pm 1.46 \pm 2.56 \pm 9.69$
2-3	$162.88 \pm 2.95 \pm 3.70 \pm 11.68$	$152.06 \pm 1.62 \pm 3.38 \pm 10.90$	$121.63 \pm 1.27 \pm 2.08 \pm 8.72$
3-4	$117.14 \pm 2.02 \pm 3.49 \pm 8.40$	$106.89 \pm 1.16 \pm 1.79 \pm 7.66$	$87.13 \pm 0.95 \pm 1.50 \pm 6.25$
4-5	$75.00 \pm 1.34 \pm 3.71 \pm 5.38$	$68.17 \pm 0.81 \pm 1.29 \pm 4.89$	$53.63 \pm 0.67 \pm 0.87 \pm 3.84$
5-6	$46.32 \pm 0.91 \pm 0.97 \pm 3.32$	$41.94 \pm 0.57 \pm 1.07 \pm 3.01$	$31.46 \pm 0.48 \pm 0.64 \pm 2.26$
6-7	$28.96 \pm 0.64 \pm 0.56 \pm 2.08$	$25.49 \pm 0.42 \pm 0.96 \pm 1.83$	$18.30 \pm 0.35 \pm 0.37 \pm 1.31$
7-8	$18.59 \pm 0.46 \pm 0.57 \pm 1.33$	$15.36 \pm 0.31 \pm 0.31 \pm 1.10$	$11.25 \pm 0.26 \pm 0.27 \pm 0.81$
8-9	$11.40 \pm 0.34 \pm 0.55 \pm 0.82$	$10.20 \pm 0.25 \pm 0.27 \pm 0.73$	$6.88 \pm 0.20 \pm 0.25 \pm 0.49$
9-10	$7.77 \pm 0.27 \pm 0.24 \pm 0.56$	$6.26 \pm 0.19 \pm 0.17 \pm 0.45$	$4.54 \pm 0.16 \pm 0.21 \pm 0.33$
10-11	$5.23 \pm 0.22 \pm 0.18 \pm 0.38$	$4.16 \pm 0.15 \pm 0.13 \pm 0.30$	$2.83 \pm 0.13 \pm 0.06 \pm 0.20$
11-12	$3.46 \pm 0.17 \pm 0.10 \pm 0.25$	$2.82 \pm 0.13 \pm 0.14 \pm 0.20$	$1.75 \pm 0.10 \pm 0.04 \pm 0.13$
12-13	$2.61 \pm 0.14 \pm 0.11 \pm 0.19$	$2.17 \pm 0.11 \pm 0.03 \pm 0.16$	$1.35 \pm 0.09 \pm 0.05 \pm 0.10$
13-14	$1.76 \pm 0.11 \pm 0.12 \pm 0.13$	$1.39 \pm 0.09 \pm 0.04 \pm 0.10$	$0.85 \pm 0.07 \pm 0.04 \pm 0.06$
	$3.5 < y < 4.0$	$4.0 < y < 4.5$	
0-1	$46.51 \pm 1.04 \pm 1.11 \pm 3.33$	$29.15 \pm 1.03 \pm 1.41 \pm 2.09$	
1-2	$100.11 \pm 1.29 \pm 3.76 \pm 7.18$	$67.76 \pm 1.35 \pm 2.77 \pm 4.86$	
2-3	$90.70 \pm 1.20 \pm 1.40 \pm 6.50$	$58.35 \pm 1.22 \pm 0.72 \pm 4.18$	
3-4	$62.80 \pm 0.89 \pm 1.38 \pm 4.50$	$37.05 \pm 0.90 \pm 0.49 \pm 2.66$	
4-5	$37.98 \pm 0.59 \pm 0.62 \pm 2.72$	$21.13 \pm 0.61 \pm 0.44 \pm 1.52$	
5-6	$20.61 \pm 0.41 \pm 0.37 \pm 1.48$	$12.04 \pm 0.42 \pm 0.34 \pm 0.86$	
6-7	$12.09 \pm 0.30 \pm 0.22 \pm 0.87$	$6.38 \pm 0.29 \pm 0.12 \pm 0.46$	
7-8	$7.27 \pm 0.22 \pm 0.16 \pm 0.52$	$3.69 \pm 0.20 \pm 0.09 \pm 0.26$	
8-9	$4.19 \pm 0.17 \pm 0.12 \pm 0.30$	$2.27 \pm 0.15 \pm 0.07 \pm 0.16$	
9-10	$2.56 \pm 0.13 \pm 0.09 \pm 0.18$	$1.09 \pm 0.12 \pm 0.09 \pm 0.08$	
10-11	$1.42 \pm 0.09 \pm 0.07 \pm 0.10$	$0.72 \pm 0.08 \pm 0.04 \pm 0.05$	
11-12	$1.09 \pm 0.08 \pm 0.05 \pm 0.08$	$0.37 \pm 0.05 \pm 0.04 \pm 0.03$	
12-13	$0.73 \pm 0.07 \pm 0.02 \pm 0.05$	$0.28 \pm 0.04 \pm 0.02 \pm 0.02$	
13-14	$0.42 \pm 0.05 \pm 0.02 \pm 0.03$	$0.16 \pm 0.03 \pm 0.01 \pm 0.01$	

Table 5. Double-differential cross-section $\frac{d^2\sigma}{dp_T dy}$ in nb/(GeV/c) for the production of J/ψ from b in bins of p_T and y . The first error is statistical, the second is the component of the systematic uncertainty that is uncorrelated between bins and the third is the correlated component.

p_T (GeV/c)	$2.0 < y < 2.5$	$2.5 < y < 3.0$	$3.0 < y < 3.5$
0-1	$8.9 \pm 0.3 \pm 1.1$	$8.4 \pm 0.1 \pm 0.8$	$7.7 \pm 0.1 \pm 0.8$
1-2	$10.1 \pm 0.2 \pm 0.2$	$9.6 \pm 0.1 \pm 0.2$	$9.0 \pm 0.1 \pm 0.2$
2-3	$11.6 \pm 0.2 \pm 0.2$	$11.2 \pm 0.1 \pm 0.2$	$10.0 \pm 0.1 \pm 0.1$
3-4	$13.3 \pm 0.2 \pm 0.2$	$12.6 \pm 0.1 \pm 0.1$	$11.7 \pm 0.1 \pm 0.2$
4-5	$14.7 \pm 0.2 \pm 0.2$	$14.2 \pm 0.1 \pm 0.1$	$12.9 \pm 0.1 \pm 0.1$
5-6	$16.6 \pm 0.3 \pm 0.3$	$16.1 \pm 0.2 \pm 0.2$	$14.5 \pm 0.2 \pm 0.2$
6-7	$18.5 \pm 0.3 \pm 0.1$	$17.8 \pm 0.3 \pm 0.1$	$15.6 \pm 0.3 \pm 0.2$
7-8	$21.3 \pm 0.4 \pm 0.2$	$19.3 \pm 0.3 \pm 0.2$	$17.7 \pm 0.3 \pm 0.1$
8-9	$22.4 \pm 0.5 \pm 0.1$	$22.4 \pm 0.5 \pm 0.2$	$19.7 \pm 0.5 \pm 0.1$
9-10	$25.8 \pm 0.7 \pm 0.2$	$23.9 \pm 0.6 \pm 0.2$	$22.5 \pm 0.7 \pm 0.2$
10-11	$27.3 \pm 0.9 \pm 0.2$	$25.9 \pm 0.8 \pm 0.1$	$23.4 \pm 0.9 \pm 0.3$
11-12	$29.6 \pm 1.1 \pm 0.2$	$27.2 \pm 1.0 \pm 0.5$	$24.9 \pm 1.2 \pm 0.1$
12-13	$32.3 \pm 1.3 \pm 0.6$	$32.8 \pm 1.3 \pm 0.2$	$27.8 \pm 1.5 \pm 0.5$
13-14	$34.1 \pm 1.7 \pm 1.0$	$30.9 \pm 1.6 \pm 0.4$	$26.9 \pm 2.0 \pm 0.4$
	$3.5 < y < 4.0$	$4.0 < y < 4.5$	
0-1	$6.4 \pm 0.1 \pm 0.1$	$4.6 \pm 0.2 \pm 0.2$	
1-2	$7.5 \pm 0.1 \pm 0.3$	$6.2 \pm 0.1 \pm 0.2$	
2-3	$8.8 \pm 0.1 \pm 0.1$	$7.1 \pm 0.1 \pm 0.1$	
3-4	$10.3 \pm 0.1 \pm 0.2$	$8.0 \pm 0.2 \pm 0.1$	
4-5	$11.6 \pm 0.2 \pm 0.1$	$9.3 \pm 0.2 \pm 0.1$	
5-6	$12.1 \pm 0.2 \pm 0.1$	$10.9 \pm 0.4 \pm 0.1$	
6-7	$13.8 \pm 0.3 \pm 0.1$	$11.4 \pm 0.5 \pm 0.0$	
7-8	$16.0 \pm 0.4 \pm 0.1$	$13.2 \pm 0.7 \pm 0.1$	
8-9	$16.8 \pm 0.6 \pm 0.2$	$15.8 \pm 0.9 \pm 0.2$	
9-10	$18.3 \pm 0.8 \pm 0.1$	$13.2 \pm 1.3 \pm 0.9$	
10-11	$18.1 \pm 1.1 \pm 0.3$	$16.7 \pm 1.7 \pm 0.6$	
11-12	$21.5 \pm 1.5 \pm 0.2$	$14.9 \pm 2.0 \pm 1.3$	
12-13	$23.3 \pm 2.0 \pm 0.4$	$20.3 \pm 3.0 \pm 1.1$	
13-14	$21.2 \pm 2.1 \pm 0.6$	$25.8 \pm 4.4 \pm 1.9$	

Table 6. Fraction of J/ψ from b (in %) in bins of p_T and y . The first uncertainty is statistical and the second systematic (uncorrelated between bins).

p_T (GeV/c)	$2.0 < y < 2.5$	$2.5 < y < 3.0$	$3.0 < y < 3.5$
0-1	$73.9 \pm 4.2 \pm 1.8 \pm 5.3$	$64.7 \pm 2.6 \pm 1.3 \pm 4.6$	$62.1 \pm 2.6 \pm 0.7 \pm 4.4$
1-2	$197.7 \pm 6.8 \pm 2.7 \pm 14.1$	$185.6 \pm 4.5 \pm 1.9 \pm 13.2$	$157.2 \pm 4.2 \pm 1.7 \pm 11.2$
2-3	$248.1 \pm 7.5 \pm 2.7 \pm 17.6$	$228.5 \pm 5.0 \pm 2.1 \pm 16.2$	$210.6 \pm 4.9 \pm 1.6 \pm 15.0$
3-4	$237.9 \pm 7.2 \pm 4.1 \pm 16.9$	$243.5 \pm 5.1 \pm 1.5 \pm 17.3$	$210.3 \pm 4.9 \pm 2.2 \pm 15.0$
4-5	$220.6 \pm 6.9 \pm 3.1 \pm 15.7$	$199.1 \pm 4.7 \pm 1.2 \pm 14.2$	$185.0 \pm 4.6 \pm 0.8 \pm 13.2$
5-6	$181.2 \pm 6.1 \pm 4.2 \pm 12.9$	$177.4 \pm 4.4 \pm 1.8 \pm 12.6$	$161.4 \pm 4.3 \pm 0.8 \pm 11.5$
6-7	$140.1 \pm 5.3 \pm 4.5 \pm 10.0$	$128.2 \pm 3.7 \pm 0.9 \pm 9.1$	$116.0 \pm 3.7 \pm 0.6 \pm 8.3$
7-8	$106.2 \pm 4.6 \pm 1.6 \pm 7.6$	$106.3 \pm 3.4 \pm 1.5 \pm 7.6$	$93.9 \pm 3.3 \pm 1.2 \pm 6.7$
8-9	$75.3 \pm 3.8 \pm 2.3 \pm 5.4$	$74.0 \pm 2.8 \pm 0.7 \pm 5.3$	$62.3 \pm 2.6 \pm 0.5 \pm 4.4$
9-10	$60.9 \pm 3.3 \pm 1.5 \pm 4.3$	$56.7 \pm 2.4 \pm 0.7 \pm 4.0$	$51.1 \pm 2.4 \pm 0.4 \pm 3.6$
10-11	$51.4 \pm 3.0 \pm 1.7 \pm 3.7$	$44.4 \pm 2.1 \pm 0.8 \pm 3.2$	$32.9 \pm 1.9 \pm 0.3 \pm 2.3$
11-12	$34.7 \pm 2.5 \pm 1.4 \pm 2.5$	$31.1 \pm 1.7 \pm 0.6 \pm 2.2$	$25.6 \pm 1.6 \pm 0.3 \pm 1.8$
12-13	$29.7 \pm 2.2 \pm 0.3 \pm 2.1$	$21.5 \pm 1.4 \pm 0.9 \pm 1.5$	$17.0 \pm 1.3 \pm 0.2 \pm 1.2$
13-14	$22.3 \pm 1.9 \pm 0.5 \pm 1.6$	$16.8 \pm 1.3 \pm 0.1 \pm 1.2$	$12.7 \pm 1.1 \pm 0.2 \pm 0.9$
14-15	$15.6 \pm 1.6 \pm 0.8 \pm 1.1$	$13.8 \pm 1.1 \pm 0.5 \pm 1.0$	$10.4 \pm 1.0 \pm 0.2 \pm 0.7$
	$3.5 < y < 4.0$	$4.0 < y < 4.5$	
0-1	$52.0 \pm 3.2 \pm 0.8 \pm 3.7$	$39.7 \pm 5.8 \pm 0.4 \pm 2.8$	
1-2	$128.0 \pm 4.9 \pm 0.9 \pm 9.1$	$82.6 \pm 8.0 \pm 1.9 \pm 5.9$	
2-3	$167.1 \pm 5.5 \pm 2.2 \pm 11.9$	$125.4 \pm 9.6 \pm 1.3 \pm 8.9$	
3-4	$166.4 \pm 5.5 \pm 1.2 \pm 11.8$	$130.2 \pm 9.3 \pm 1.2 \pm 9.3$	
4-5	$148.9 \pm 5.2 \pm 1.3 \pm 10.6$	$95.6 \pm 7.6 \pm 1.1 \pm 6.8$	
5-6	$101.2 \pm 4.2 \pm 0.5 \pm 7.2$	$68.4 \pm 6.2 \pm 0.6 \pm 4.9$	
6-7	$79.1 \pm 3.7 \pm 0.5 \pm 5.6$	$58.5 \pm 5.6 \pm 0.5 \pm 4.2$	
7-8	$63.9 \pm 3.3 \pm 0.6 \pm 4.5$	$41.2 \pm 4.7 \pm 0.5 \pm 2.9$	
8-9	$47.0 \pm 2.8 \pm 0.3 \pm 3.3$	$30.5 \pm 3.9 \pm 0.6 \pm 2.2$	
9-10	$34.8 \pm 2.4 \pm 0.3 \pm 2.5$	$16.5 \pm 2.8 \pm 0.2 \pm 1.2$	
10-11	$23.5 \pm 2.0 \pm 0.2 \pm 1.7$	$13.4 \pm 2.4 \pm 0.2 \pm 1.0$	
11-12	$17.8 \pm 1.7 \pm 0.2 \pm 1.3$	$12.1 \pm 2.3 \pm 0.2 \pm 0.9$	
12-13	$13.4 \pm 1.4 \pm 0.2 \pm 1.0$	$6.6 \pm 1.7 \pm 0.1 \pm 0.5$	
13-14	$10.0 \pm 1.2 \pm 0.2 \pm 0.7$	$3.4 \pm 1.1 \pm 0.1 \pm 0.2$	
14-15	$7.2 \pm 1.0 \pm 0.1 \pm 0.5$	$0.7 \pm 0.5 \pm 0.0 \pm 0.1$	

Table 7. Double-differential production cross-sections $\frac{d^2\sigma}{dp_T dy} \times \mathcal{B}^{1S}$ in pb/(GeV/c) for the $\Upsilon(1S)$ meson in bins of transverse momentum and rapidity, assuming no polarisation. The first error is statistical, the second is the component of the systematic uncertainty that is uncorrelated between bins and the third is the correlated component.

p_T (GeV/c)	$2.0 < y < 2.5$	$2.5 < y < 3.0$	$3.0 < y < 3.5$
0–1	$14.5 \pm 1.8 \pm 0.3 \pm 1.0$	$15.2 \pm 1.3 \pm 0.7 \pm 1.1$	$11.7 \pm 1.1 \pm 0.1 \pm 0.8$
1–2	$33.2 \pm 2.7 \pm 1.3 \pm 2.4$	$42.6 \pm 2.1 \pm 0.3 \pm 3.1$	$39.0 \pm 2.1 \pm 0.2 \pm 2.8$
2–3	$49.3 \pm 3.3 \pm 1.0 \pm 3.5$	$54.3 \pm 2.4 \pm 1.0 \pm 3.9$	$45.0 \pm 2.2 \pm 0.2 \pm 3.2$
3–4	$56.8 \pm 3.5 \pm 0.6 \pm 4.1$	$61.0 \pm 2.6 \pm 0.4 \pm 4.4$	$48.2 \pm 2.3 \pm 0.2 \pm 3.5$
4–5	$46.4 \pm 3.1 \pm 0.5 \pm 3.3$	$45.1 \pm 2.2 \pm 0.5 \pm 3.2$	$39.5 \pm 2.1 \pm 0.3 \pm 2.8$
5–6	$51.1 \pm 3.2 \pm 0.8 \pm 3.7$	$48.9 \pm 2.3 \pm 0.3 \pm 3.5$	$38.1 \pm 2.1 \pm 0.6 \pm 2.7$
6–7	$43.4 \pm 2.9 \pm 0.9 \pm 3.1$	$34.9 \pm 1.9 \pm 0.6 \pm 2.5$	$29.3 \pm 1.8 \pm 0.2 \pm 2.1$
7–8	$28.6 \pm 2.4 \pm 0.6 \pm 2.1$	$29.3 \pm 1.8 \pm 0.7 \pm 2.1$	$25.5 \pm 1.7 \pm 0.3 \pm 1.8$
8–9	$21.2 \pm 2.0 \pm 0.1 \pm 1.5$	$23.7 \pm 1.6 \pm 0.2 \pm 1.7$	$17.3 \pm 1.4 \pm 0.1 \pm 1.2$
9–10	$20.9 \pm 2.0 \pm 0.2 \pm 1.5$	$16.1 \pm 1.3 \pm 0.2 \pm 1.2$	$13.2 \pm 1.2 \pm 0.1 \pm 0.9$
10–11	$16.0 \pm 1.7 \pm 0.2 \pm 1.1$	$13.4 \pm 1.2 \pm 0.2 \pm 1.0$	$13.4 \pm 1.2 \pm 0.2 \pm 1.0$
11–12	$14.9 \pm 1.6 \pm 0.2 \pm 1.1$	$10.2 \pm 1.0 \pm 0.2 \pm 0.7$	$10.1 \pm 1.0 \pm 0.1 \pm 0.7$
12–13	$7.8 \pm 1.2 \pm 0.2 \pm 0.6$	$10.4 \pm 1.0 \pm 0.2 \pm 0.7$	$8.4 \pm 1.0 \pm 0.2 \pm 0.6$
13–14	$5.6 \pm 1.0 \pm 0.2 \pm 0.4$	$7.0 \pm 0.8 \pm 0.1 \pm 0.5$	$5.4 \pm 0.8 \pm 0.1 \pm 0.4$
14–15	$4.0 \pm 0.8 \pm 0.3 \pm 0.3$	$5.8 \pm 0.8 \pm 0.1 \pm 0.4$	$3.5 \pm 0.6 \pm 0.1 \pm 0.3$
	$3.5 < y < 4.0$	$4.0 < y < 4.5$	
0–1	$11.2 \pm 1.5 \pm 0.1 \pm 0.8$	—	
1–2	$26.3 \pm 2.2 \pm 0.2 \pm 1.9$	—	
2–3	$35.0 \pm 2.5 \pm 0.3 \pm 2.5$	—	
3–4	$44.7 \pm 2.9 \pm 0.3 \pm 3.2$	—	
4–5	$40.6 \pm 2.7 \pm 0.2 \pm 2.9$	$14.5 \pm 2.9 \pm 0.1 \pm 1.0$	
5–6	$28.4 \pm 2.3 \pm 0.1 \pm 2.0$	$12.8 \pm 2.8 \pm 0.1 \pm 0.9$	
6–7	$19.8 \pm 1.8 \pm 0.1 \pm 1.4$	$19.5 \pm 3.2 \pm 0.3 \pm 1.4$	
7–8	$20.1 \pm 1.9 \pm 0.1 \pm 1.4$	$17.0 \pm 3.0 \pm 0.2 \pm 1.2$	
8–9	$14.8 \pm 1.6 \pm 0.3 \pm 1.1$	$8.7 \pm 2.1 \pm 0.1 \pm 0.6$	
9–10	$8.7 \pm 1.2 \pm 0.1 \pm 0.6$	—	
10–11	$6.5 \pm 1.1 \pm 0.2 \pm 0.5$	—	
11–12	$7.0 \pm 1.1 \pm 0.1 \pm 0.5$	—	
12–13	$2.7 \pm 0.7 \pm 0.1 \pm 0.2$	—	
13–14	$4.3 \pm 0.8 \pm 0.1 \pm 0.3$	—	
14–15	—	—	

Table 8. Double-differential production cross-sections $\frac{d^2\sigma}{dp_T dy} \times \mathcal{B}^{2S}$ in pb/(GeV/c) for the $\Upsilon(2S)$ meson in bins of transverse momentum and rapidity, assuming no polarisation. The first error is statistical, the second is the component of the systematic uncertainty that is uncorrelated between bins and the third is the correlated component. Regions where the number of events was not large enough to perform a measurement are indicated with a dash.

p_T (GeV/c)	$2.0 < y < 2.5$	$2.5 < y < 3.0$	$3.0 < y < 3.5$
0–1	$4.8 \pm 1.0 \pm 0.1 \pm 0.4$	$5.5 \pm 0.8 \pm 0.1 \pm 0.4$	$4.7 \pm 0.7 \pm 0.1 \pm 0.3$
1–2	$17.9 \pm 2.0 \pm 0.3 \pm 1.3$	$18.2 \pm 1.4 \pm 0.2 \pm 1.3$	$17.3 \pm 1.4 \pm 0.1 \pm 1.3$
2–3	$25.5 \pm 2.3 \pm 0.4 \pm 1.9$	$17.3 \pm 1.3 \pm 0.1 \pm 1.3$	$21.3 \pm 1.5 \pm 0.1 \pm 1.6$
3–4	$22.9 \pm 2.2 \pm 0.3 \pm 1.7$	$26.2 \pm 1.7 \pm 0.2 \pm 1.9$	$22.8 \pm 1.6 \pm 0.1 \pm 1.7$
4–5	$23.6 \pm 2.2 \pm 0.3 \pm 1.7$	$18.0 \pm 1.4 \pm 0.1 \pm 1.3$	$19.9 \pm 1.5 \pm 0.1 \pm 1.5$
5–6	$19.6 \pm 2.0 \pm 0.3 \pm 1.4$	$21.8 \pm 1.5 \pm 0.2 \pm 1.6$	$18.4 \pm 1.4 \pm 0.1 \pm 1.4$
6–7	$21.4 \pm 2.1 \pm 0.4 \pm 1.6$	$18.9 \pm 1.4 \pm 0.2 \pm 1.4$	$19.8 \pm 1.5 \pm 0.2 \pm 1.5$
7–8	$13.7 \pm 1.6 \pm 0.3 \pm 1.0$	$16.1 \pm 1.3 \pm 0.2 \pm 1.2$	$12.0 \pm 1.2 \pm 0.2 \pm 0.9$
8–9	$14.2 \pm 1.6 \pm 0.6 \pm 1.1$	$12.5 \pm 1.1 \pm 0.2 \pm 0.9$	$9.3 \pm 1.0 \pm 0.1 \pm 0.7$
9–10	$8.7 \pm 1.3 \pm 0.3 \pm 0.6$	$10.4 \pm 1.0 \pm 0.2 \pm 0.8$	$10.8 \pm 1.1 \pm 0.1 \pm 0.8$
10–11	$9.6 \pm 1.3 \pm 0.5 \pm 0.7$	$7.4 \pm 0.9 \pm 0.3 \pm 0.5$	$6.8 \pm 0.8 \pm 0.1 \pm 0.5$
11–12	$8.1 \pm 1.2 \pm 0.1 \pm 0.6$	$5.9 \pm 0.8 \pm 0.2 \pm 0.4$	$4.0 \pm 0.7 \pm 0.1 \pm 0.3$
12–13	$6.3 \pm 1.0 \pm 0.1 \pm 0.5$	$5.3 \pm 0.7 \pm 0.1 \pm 0.4$	$3.0 \pm 0.6 \pm 0.0 \pm 0.2$
13–14	$10.0 \pm 1.3 \pm 0.2 \pm 0.7$	$4.6 \pm 0.7 \pm 0.2 \pm 0.3$	$3.7 \pm 0.6 \pm 0.1 \pm 0.3$
14–15	$4.0 \pm 0.8 \pm 0.1 \pm 0.3$	$2.2 \pm 0.5 \pm 0.1 \pm 0.2$	$3.5 \pm 0.6 \pm 0.1 \pm 0.3$
	$3.5 < y < 4.0$	$4.0 < y < 4.5$	
0–1	$3.3 \pm 0.8 \pm 0.0 \pm 0.2$	—	
1–2	$19.1 \pm 1.9 \pm 0.2 \pm 1.4$	—	
2–3	$20.0 \pm 1.9 \pm 0.2 \pm 1.5$	—	
3–4	$18.6 \pm 1.8 \pm 0.1 \pm 1.4$	—	
4–5	$18.5 \pm 1.8 \pm 0.1 \pm 1.4$	$6.3 \pm 2.0 \pm 0.1 \pm 0.5$	
5–6	$11.0 \pm 1.4 \pm 0.1 \pm 0.8$	$5.3 \pm 1.7 \pm 0.1 \pm 0.4$	
6–7	$9.3 \pm 1.3 \pm 0.1 \pm 0.7$	$1.0 \pm 0.7 \pm 0.0 \pm 0.1$	
7–8	$8.1 \pm 1.2 \pm 0.1 \pm 0.6$	$7.3 \pm 1.9 \pm 0.1 \pm 0.5$	
8–9	$8.0 \pm 1.2 \pm 0.1 \pm 0.6$	$3.0 \pm 1.2 \pm 0.0 \pm 0.2$	
9–10	$7.9 \pm 1.1 \pm 0.1 \pm 0.6$	—	
10–11	$3.6 \pm 0.8 \pm 0.0 \pm 0.3$	—	
11–12	$5.1 \pm 0.9 \pm 0.1 \pm 0.4$	—	
12–13	$4.5 \pm 0.9 \pm 0.1 \pm 0.3$	—	
13–14	$0.7 \pm 0.3 \pm 0.0 \pm 0.1$	—	
14–15	—	—	

Table 9. Double-differential production cross-sections $\frac{d^2\sigma}{dp_T dy} \times \mathcal{B}^{3S}$ in pb/(GeV/c) for the $\Upsilon(3S)$ meson in bins of transverse momentum and rapidity, assuming no polarisation. The first error is statistical, the second is the component of the systematic uncertainty that is uncorrelated between bins and the third is the correlated component. Regions where the number of events was not large enough to perform a measurement are indicated with a dash.

p_T (GeV/c)	$R^{2S/1S}$	$R^{3S/1S}$
0–1	$0.210 \pm 0.013 \pm 0.004 \pm 0.006$	$0.075 \pm 0.007 \pm 0.001 \pm 0.003$
1–2	$0.219 \pm 0.008 \pm 0.002 \pm 0.006$	$0.109 \pm 0.005 \pm 0.001 \pm 0.004$
2–3	$0.219 \pm 0.007 \pm 0.002 \pm 0.006$	$0.096 \pm 0.004 \pm 0.001 \pm 0.003$
3–4	$0.244 \pm 0.008 \pm 0.002 \pm 0.007$	$0.107 \pm 0.004 \pm 0.001 \pm 0.004$
4–5	$0.226 \pm 0.008 \pm 0.001 \pm 0.006$	$0.104 \pm 0.005 \pm 0.001 \pm 0.004$
5–6	$0.267 \pm 0.009 \pm 0.003 \pm 0.007$	$0.116 \pm 0.005 \pm 0.001 \pm 0.004$
6–7	$0.270 \pm 0.011 \pm 0.004 \pm 0.008$	$0.151 \pm 0.007 \pm 0.001 \pm 0.005$
7–8	$0.280 \pm 0.012 \pm 0.003 \pm 0.008$	$0.137 \pm 0.007 \pm 0.001 \pm 0.005$
8–9	$0.298 \pm 0.015 \pm 0.003 \pm 0.008$	$0.170 \pm 0.010 \pm 0.002 \pm 0.006$
9–10	$0.280 \pm 0.016 \pm 0.003 \pm 0.008$	$0.190 \pm 0.012 \pm 0.002 \pm 0.007$
10–11	$0.330 \pm 0.021 \pm 0.005 \pm 0.009$	$0.181 \pm 0.013 \pm 0.004 \pm 0.006$
11–12	$0.379 \pm 0.027 \pm 0.006 \pm 0.011$	$0.203 \pm 0.017 \pm 0.003 \pm 0.007$
12–13	$0.401 \pm 0.032 \pm 0.007 \pm 0.011$	$0.235 \pm 0.021 \pm 0.003 \pm 0.008$
13–14	$0.388 \pm 0.036 \pm 0.006 \pm 0.011$	$0.292 \pm 0.027 \pm 0.004 \pm 0.010$

Table 10. Ratios of cross-sections $\Upsilon(2S) \rightarrow \mu^+\mu^-$ and $\Upsilon(3S) \rightarrow \mu^+\mu^-$ with respect to $\Upsilon(1S) \rightarrow \mu^+\mu^-$ as a function of p_T in the range $2.0 < y < 4.0$, assuming no polarisation. The first error is statistical, the second is the component of the systematic uncertainty that is uncorrelated between bins and the third is the correlated component.

y	$R^{2S/1S}$	$R^{3S/1S}$
2.0–2.5	$0.2545 \pm 0.0068 \pm 0.0021 \pm 0.0071$	$0.1260 \pm 0.0041 \pm 0.0008 \pm 0.0044$
2.5–3.0	$0.2653 \pm 0.0050 \pm 0.0014 \pm 0.0075$	$0.1210 \pm 0.0029 \pm 0.0005 \pm 0.0043$
3.0–3.5	$0.2476 \pm 0.0051 \pm 0.0009 \pm 0.0070$	$0.1251 \pm 0.0032 \pm 0.0004 \pm 0.0044$
3.5–4.0	$0.2558 \pm 0.0075 \pm 0.0011 \pm 0.0072$	$0.1315 \pm 0.0048 \pm 0.0004 \pm 0.0046$

Table 11. Ratios of cross-sections $\Upsilon(2S) \rightarrow \mu^+\mu^-$ and $\Upsilon(3S) \rightarrow \mu^+\mu^-$ with respect to $\Upsilon(1S) \rightarrow \mu^+\mu^-$ as a function of y in the range $2.0 < y < 4.0$, assuming no polarisation. The first error is statistical, the second is the component of the systematic uncertainty that is uncorrelated between bins and the third is the correlated component.

Open Access. This article is distributed under the terms of the Creative Commons Attribution License which permits any use, distribution and reproduction in any medium, provided the original author(s) and source are credited.

References

- [1] W. Caswell and G. Lepage, *Effective lagrangians for bound state problems in QED, QCD and other field theories*, *Phys. Lett. B* **167** (1986) 437 [[INSPIRE](#)].
- [2] G.T. Bodwin, E. Braaten and G.P. Lepage, *Rigorous QCD analysis of inclusive annihilation and production of heavy quarkonium*, *Phys. Rev. D* **51** (1995) 1125 [Erratum *ibid.* **D 55** (1997) 5853] [[hep-ph/9407339](#)] [[INSPIRE](#)].
- [3] V. Kartvelishvili, A. Likhoded and S. Slabospitsky, *D meson and ψ meson production in hadronic interactions*, *Sov. J. Nucl. Phys.* **28** (1978) 678 [[INSPIRE](#)].
- [4] R. Baier and R. Ruckl, *Hadronic Production of J/ψ and Υ : transverse momentum distributions*, *Phys. Lett. B* **102** (1981) 364 [[INSPIRE](#)].
- [5] CDF collaboration, F. Abe et al., *Inclusive J/ψ , $\psi(2S)$ and b quark production in $\bar{p}p$ collisions at $\sqrt{s} = 1.8$ TeV*, *Phys. Rev. Lett.* **69** (1992) 3704 [[INSPIRE](#)].
- [6] E. Braaten and S. Fleming, *Color octet fragmentation and the psi-prime surplus at the Tevatron*, *Phys. Rev. Lett.* **74** (1995) 3327 [[hep-ph/9411365](#)] [[INSPIRE](#)].
- [7] J.M. Campbell, F. Maltoni and F. Tramontano, *QCD corrections to J/ψ and Υ production at hadron colliders*, *Phys. Rev. Lett.* **98** (2007) 252002 [[hep-ph/0703113](#)] [[INSPIRE](#)].
- [8] B. Gong and J.-X. Wang, *Next-to-leading-order QCD corrections to J/ψ polarization at Tevatron and Large-Hadron-Collider energies*, *Phys. Rev. Lett.* **100** (2008) 232001 [[arXiv:0802.3727](#)] [[INSPIRE](#)].
- [9] P. Artoisenet, J.M. Campbell, J. Lansberg, F. Maltoni and F. Tramontano, *Υ production at Fermilab Tevatron and LHC energies*, *Phys. Rev. Lett.* **101** (2008) 152001 [[arXiv:0806.3282](#)] [[INSPIRE](#)].
- [10] J. Lansberg, *On the mechanisms of heavy-quarkonium hadroproduction*, *Eur. Phys. J. C* **61** (2009) 693 [[arXiv:0811.4005](#)] [[INSPIRE](#)].
- [11] N. Brambilla et al., *Heavy quarkonium: progress, puzzles and opportunities*, *Eur. Phys. J. C* **71** (2011) 1534 [[arXiv:1010.5827](#)] [[INSPIRE](#)].
- [12] LHCb collaboration, *Measurement of J/ψ production in pp collisions at $\sqrt{s} = 7$ TeV*, *Eur. Phys. J. C* **71** (2011) 1645 [[arXiv:1103.0423](#)] [[INSPIRE](#)].
- [13] LHCb collaboration, *Measurement of Υ production in pp collisions at $\sqrt{s} = 7$ TeV*, *Eur. Phys. J. C* **72** (2012) 2025 [[arXiv:1202.6579](#)] [[INSPIRE](#)].
- [14] LHCb collaboration, *Measurement of J/ψ production in pp collisions at $\sqrt{s} = 2.76$ TeV*, *JHEP* **02** (2013) 041 [[arXiv:1212.1045](#)] [[INSPIRE](#)].
- [15] ALICE collaboration, *Rapidity and transverse momentum dependence of inclusive J/ψ production in pp collisions at $\sqrt{s} = 7$ TeV*, *Phys. Lett. B* **704** (2011) 442 [Erratum *ibid.* **B 718** (2012) 692-698] [[arXiv:1105.0380](#)] [[INSPIRE](#)].
- [16] ALICE collaboration, *Inclusive J/ψ production in pp collisions at $\sqrt{s} = 2.76$ TeV*, *Phys. Lett. B* **718** (2012) 295 [[arXiv:1203.3641](#)] [[INSPIRE](#)].

- [17] ALICE collaboration, *Measurement of prompt J/ψ and beauty hadron production cross sections at mid-rapidity in pp collisions at $\sqrt{s} = 7$ TeV*, *JHEP* **11** (2012) 065 [[arXiv:1205.5880](#)] [[INSPIRE](#)].
- [18] ATLAS collaboration, *Measurement of the differential cross-sections of inclusive, prompt and non-prompt J/ψ production in proton-proton collisions at $\sqrt{s} = 7$ TeV*, *Nucl. Phys. B* **850** (2011) 387 [[arXiv:1104.3038](#)] [[INSPIRE](#)].
- [19] ATLAS collaboration, *Measurement of Υ production in 7 TeV pp collisions at ATLAS*, *Phys. Rev. D* **87** (2013) 052004 [[arXiv:1211.7255](#)] [[INSPIRE](#)].
- [20] CMS collaboration, *J/ψ and ψ_{2S} production in pp collisions at $\sqrt{s} = 7$ TeV*, *JHEP* **02** (2012) 011 [[arXiv:1111.1557](#)] [[INSPIRE](#)].
- [21] CMS collaboration, *Measurement of the inclusive Υ production cross section in pp collisions at $\sqrt{s} = 7$ TeV*, *Phys. Rev. D* **83** (2011) 112004 [[arXiv:1012.5545](#)] [[INSPIRE](#)].
- [22] CMS collaboration, *Measurement of the $\Upsilon(1S)$, $\Upsilon(2S)$ and $\Upsilon(3S)$ cross sections in pp collisions at $\sqrt{s} = 7$ TeV*, [arXiv:1303.5900](#) [[INSPIRE](#)].
- [23] LHCb collaboration, *Observation of J/ψ pair production in pp collisions at $\sqrt{s} = 7$ TeV*, *Phys. Lett. B* **707** (2012) 52 [[arXiv:1109.0963](#)] [[INSPIRE](#)].
- [24] LHCb collaboration, *Observation of double charm production involving open charm in pp collisions at $\sqrt{s} = 7$ TeV*, *JHEP* **06** (2012) 141 [[arXiv:1205.0975](#)] [[INSPIRE](#)].
- [25] LHCb collaboration, *The LHCb detector at the LHC, 2008 JINST* **3** S08005 [[INSPIRE](#)].
- [26] M. Adinolfi et al., *Performance of the LHCb RICH detector at the LHC*, *Eur.Phys. J. C* **73** (2013) 2431 [[arXiv:1211.6759](#)] [[INSPIRE](#)].
- [27] R. Aaij et al., *The LHCb trigger and its performance in 2011, 2013 JINST* **8** P04022 [[arXiv:1211.3055](#)] [[INSPIRE](#)].
- [28] PARTICLE DATA GROUP collaboration, J. Beringer et al., *Review of particle physics*, *Phys. Rev. D* **86** (2012) 010001 [[INSPIRE](#)].
- [29] S. Kullback and R.A. Leibler, *On information and sufficiency*, *Ann. Math. Statist.* **22** (1951) 79.
- [30] S. Kullback, *Letter to editor: the Kullback-Leibler distance*, *Am. Stat.* **41** (1987) 340.
- [31] M. Needham, *Clone track identification using the Kullback-Leibler distance*, LHCb-2008-002 (2008).
- [32] T. Sjöstrand, S. Mrenna and P.Z. Skands, *PYTHIA 6.4 physics and manual*, *JHEP* **05** (2006) 026 [[hep-ph/0603175](#)] [[INSPIRE](#)].
- [33] I. Belyaev et al., *Handling of the generation of primary events in GAUSS, the LHCb simulation framework*, *IEEE Nucl. Sci. Symp. Conf. Rec.* (2010) 1155.
- [34] D.J. Lange, *The EvtGen particle decay simulation package*, *Nucl. Instrum. Meth. A* **462** (2001) 152 [[INSPIRE](#)].
- [35] GEANT4 collaboration, J. Allison et al., *GEANT4 developments and applications*, *IEEE Trans. Nucl. Sci.* **53** (2006) 270.
- [36] GEANT4 collaboration, S. Agostinelli et al., *GEANT4: a simulation toolkit*, *Nucl. Instrum. Meth. A* **506** (2003) 250 [[INSPIRE](#)].

- [37] M. Clemencic et al., *The LHCb simulation application, GAUSS: design, evolution and experience*, *J. Phys. Conf. Ser.* **331** (2011) 032023.
- [38] P. Golonka and Z. Was, *PHOTOS Monte Carlo: a precision tool for QED corrections in Z and W decays*, *Eur. Phys. J. C* **45** (2006) 97 [[hep-ph/0506026](#)] [[INSPIRE](#)].
- [39] LHCb collaboration, *Absolute luminosity measurements with the LHCb detector at the LHC, 2012 JINST* **7** P01010 [[arXiv:1110.2866](#)] [[INSPIRE](#)].
- [40] S. van der Meer, *Calibration of the effective beam height in the ISR*, CERN-ISR-PO-68-31 (1968).
- [41] T. Skwarnicki, *A study of the radiative cascade transitions between the Υ' and Υ resonances*, Ph.D. thesis, Institute of Nuclear Physics, Krakow, Poland (1986), [DESY-F31-86-02](#).
- [42] LHCb collaboration, *Measurement of the J/ψ polarisation*, LHCb-PAPER-2013-008, in preparation (2013).
- [43] ALICE collaboration, *J/ψ polarization in pp collisions at $\sqrt{s} = 7$ TeV*, *Phys. Rev. Lett.* **108** (2012) 082001 [[arXiv:1111.1630](#)] [[INSPIRE](#)].
- [44] CMS collaboration, *Measurement of the $Y1S$, $Y2S$ and $Y3S$ polarizations in pp collisions at $\sqrt{s} = 7$ TeV*, *Phys. Rev. Lett.* (2012) [[arXiv:1209.2922](#)] [[INSPIRE](#)].
- [45] M. Pivk and F.R. Le Diberder, *SPlot: a statistical tool to unfold data distributions*, *Nucl. Instrum. Meth. A* **555** (2005) 356 [[physics/0402083](#)] [[INSPIRE](#)].
- [46] M. Cacciari et al., *Theoretical predictions for charm and bottom production at the LHC*, *JHEP* **10** (2012) 137 [[arXiv:1205.6344](#)] [[INSPIRE](#)].
- [47] M. Butenschoen and B.A. Kniehl, *World data of J/ψ production consolidate NRQCD factorization at NLO*, *Phys. Rev. D* **84** (2011) 051501 [[arXiv:1105.0820](#)] [[INSPIRE](#)].
- [48] M. Butenschoen and B.A. Kniehl, *Reconciling J/ψ production at HERA, RHIC, Tevatron and LHC with NRQCD factorization at next-to-leading order*, *Phys. Rev. Lett.* **106** (2011) 022003 [[arXiv:1009.5662](#)] [[INSPIRE](#)].
- [49] LHCb collaboration, *Measurement of the ratio of prompt χ_c to J/ψ production in pp collisions at $\sqrt{s} = 7$ TeV*, *Phys. Lett. B* **718** (2012) 431 [[arXiv:1204.1462](#)] [[INSPIRE](#)].
- [50] M. Cacciari, M. Greco and P. Nason, *The p_T spectrum in heavy flavor hadroproduction*, *JHEP* **05** (1998) 007 [[hep-ph/9803400](#)] [[INSPIRE](#)].

The LHCb collaboration

R. Aaij⁴⁰, C. Abellan Beteta^{35,n}, B. Adeva³⁶, M. Adinolfi⁴⁵, C. Adrover⁶, A. Affolder⁵¹, Z. Ajaltouni⁵, J. Albrecht⁹, F. Alessio³⁷, M. Alexander⁵⁰, S. Ali⁴⁰, G. Alkhazov²⁹, P. Alvarez Cartelle³⁶, A.A. Alves Jr^{24,37}, S. Amato², S. Amerio²¹, Y. Amhis⁷, L. Anderlini^{17,f}, J. Anderson³⁹, R. Andreassen⁵⁶, R.B. Appleby⁵³, O. Aquines Gutierrez¹⁰, F. Archilli¹⁸, A. Artamonov³⁴, M. Artuso⁵⁸, E. Aslanides⁶, G. Auriemma^{24,m}, S. Bachmann¹¹, J.J. Back⁴⁷, C. Baesso⁵⁹, V. Balagura³⁰, W. Baldini¹⁶, R.J. Barlow⁵³, C. Barschel³⁷, S. Barsuk⁷, W. Barter⁴⁶, Th. Bauer⁴⁰, A. Bay³⁸, J. Beddow⁵⁰, F. Bedeschi²², I. Bediaga¹, S. Belogurov³⁰, K. Belous³⁴, I. Belyaev³⁰, E. Ben-Haim⁸, G. Bencivenni¹⁸, S. Benson⁴⁹, J. Benton⁴⁵, A. Berezhnoy³¹, R. Bernet³⁹, M.-O. Bettler⁴⁶, M. van Beuzekom⁴⁰, A. Bien¹¹, S. Bifani⁴⁴, T. Bird⁵³, A. Bizzeti^{17,h}, P.M. Bjørnstad⁵³, T. Blake³⁷, F. Blanc³⁸, J. Blouw¹¹, S. Blusk⁵⁸, V. Bocci²⁴, A. Bondar³³, N. Bondar²⁹, W. Bonivento¹⁵, S. Borghi⁵³, A. Borgia⁵⁸, T.J.V. Bowcock⁵¹, E. Bowen³⁹, C. Bozzi¹⁶, T. Brambach⁹, J. van den Brand⁴¹, J. Bressieux³⁸, D. Brett⁵³, M. Britsch¹⁰, T. Britton⁵⁸, N.H. Brook⁴⁵, H. Brown⁵¹, I. Burducea²⁸, A. Bursche³⁹, G. Busetto^{21,q}, J. Buytaert³⁷, S. Cadeddu¹⁵, O. Callot⁷, M. Calvi^{20,j}, M. Calvo Gomez^{35,n}, A. Camboni³⁵, P. Campana^{18,37}, D. Campora Perez³⁷, A. Carbone^{14,c}, G. Carboni^{23,k}, R. Cardinale^{19,i}, A. Cardini¹⁵, H. Carranza-Mejia⁴⁹, L. Carson⁵², K. Carvalho Akiba², G. Casse⁵¹, L. Castillo Garcia³⁷, M. Cattaneo³⁷, Ch. Cauet⁹, M. Charles⁵⁴, Ph. Charpentier³⁷, P. Chen^{3,38}, N. Chiapolini³⁹, M. Chrzaszcz²⁵, K. Ciba³⁷, X. Cid Vidal³⁷, G. Ciezarek⁵², P.E.L. Clarke⁴⁹, M. Clemencic³⁷, H.V. Cliff⁴⁶, J. Closier³⁷, C. Coca²⁸, V. Coco⁴⁰, J. Cogan⁶, E. Cogneras⁵, P. Collins³⁷, A. Comerma-Montells³⁵, A. Contu^{15,37}, A. Cook⁴⁵, M. Coombes⁴⁵, S. Coquereau⁸, G. Corti³⁷, B. Couturier³⁷, G.A. Cowan⁴⁹, D.C. Craik⁴⁷, S. Cunliffe⁵², R. Currie⁴⁹, C. D'Ambrosio³⁷, P. David⁸, P.N.Y. David⁴⁰, A. Davis⁵⁶, I. De Bonis⁴, K. De Bruyn⁴⁰, S. De Capua⁵³, M. De Cian³⁹, J.M. De Miranda¹, L. De Paula², W. De Silva⁵⁶, P. De Simone¹⁸, D. Decamp⁴, M. Deckenhoff⁹, L. Del Buono⁸, N. Déléage⁴, D. Derkach¹⁴, O. Deschamps⁵, F. Dettori⁴¹, A. Di Canto¹¹, F. Di Ruscio^{23,k}, H. Dijkstra³⁷, M. Dogaru²⁸, S. Donleavy⁵¹, F. Dordei¹¹, A. Dosil Suárez³⁶, D. Dossett⁴⁷, A. Dovbnya⁴², F. Dupertuis³⁸, R. Dzhelyadin³⁴, A. Dziurda²⁵, A. Dzyuba²⁹, S. Easo^{48,37}, U. Egede⁵², V. Egorychev³⁰, S. Eidelman³³, D. van Eijk⁴⁰, S. Eisenhardt⁴⁹, U. Eitschberger⁹, R. Ekelhof⁹, L. Eklund^{50,37}, I. El Rifai⁵, Ch. Elsasser³⁹, D. Elsby⁴⁴, A. Falabella^{14,e}, C. Färber¹¹, G. Fardell⁴⁹, C. Farinelli⁴⁰, S. Farry⁵¹, V. Fave³⁸, D. Ferguson⁴⁹, V. Fernandez Albor³⁶, F. Ferreira Rodrigues¹, M. Ferro-Luzzi³⁷, S. Filippov³², M. Fiore¹⁶, C. Fitzpatrick³⁷, M. Fontana¹⁰, F. Fontanelli^{19,i}, R. Forty³⁷, O. Francisco², M. Frank³⁷, C. Frei³⁷, M. Frosini^{17,f}, S. Furcas²⁰, E. Furfaro^{23,k}, A. Gallas Torreira³⁶, D. Galli^{14,c}, M. Gandelman², P. Gandini⁵⁸, Y. Gao³, J. Garofoli⁵⁸, P. Garosi⁵³, J. Garra Tico⁴⁶, L. Garrido³⁵, C. Gaspar³⁷, R. Gauld⁵⁴, E. Gersabeck¹¹, M. Gersabeck⁵³, T. Gershon^{47,37}, Ph. Ghez⁴, V. Gibson⁴⁶, V.V. Gligorov³⁷, C. Göbel⁵⁹, D. Golubkov³⁰, A. Golutvin^{52,30,37}, A. Gomes², H. Gordon⁵⁴, M. Grabalosa Gándara⁵, R. Graciani Diaz³⁵, L.A. Granado Cardoso³⁷, E. Graugés³⁵, G. Graziani¹⁷, A. Grecu²⁸, E. Greening⁵⁴, S. Gregson⁴⁶, P. Griffith⁴⁴, O. Grünberg⁶⁰, B. Gui⁵⁸, E. Gushchin³², Yu. Guz^{34,37}, T. Gys³⁷, C. Hadjivasiliou⁵⁸, G. Haefeli³⁸, C. Haen³⁷, S.C. Haines⁴⁶, S. Hall⁵², T. Hampson⁴⁵, S. Hansmann-Menzemer¹¹, N. Harnew⁵⁴, S.T. Harnew⁴⁵, J. Harrison⁵³, T. Hartmann⁶⁰, J. He³⁷, V. Heijne⁴⁰, K. Hennessy⁵¹, P. Henrard⁵, J.A. Hernando Morata³⁶, E. van Herwijnen³⁷, E. Hicks⁵¹, D. Hill⁵⁴, M. Hoballah⁵, C. Hombach⁵³, P. Hopchev⁴, W. Hulsbergen⁴⁰, P. Hunt⁵⁴, T. Huse⁵¹, N. Hussain⁵⁴, D. Hutchcroft⁵¹, D. Hynds⁵⁰, V. Iakovenko⁴³, M. Idzik²⁶, P. Ilten¹², R. Jacobsson³⁷, A. Jaeger¹¹, E. Jans⁴⁰, P. Jaton³⁸, A. Jawahery⁵⁷, F. Jing³, M. John⁵⁴, D. Johnson⁵⁴, C.R. Jones⁴⁶, C. Joram³⁷, B. Jost³⁷, M. Kabbalo⁹, S. Kandybei⁴², M. Karacson³⁷, T.M. Karbach³⁷, I.R. Kenyon⁴⁴, U. Kerzel³⁷, T. Ketel⁴¹, A. Keune³⁸, B. Khanji²⁰, O. Kochebina⁷,

I. Komarov³⁸, R.F. Koopman⁴¹, P. Koppenburg⁴⁰, M. Korolev³¹, A. Kozlinskiy⁴⁰, L. Kravchuk³²,
 K. Kreplin¹¹, M. Kreps⁴⁷, G. Krocker¹¹, P. Krokovny³³, F. Kruse⁹, M. Kucharczyk^{20,25,j},
 V. Kudryavtsev³³, T. Kvaratskheliya^{30,37}, V.N. La Thi³⁸, D. Lacarrere³⁷, G. Lafferty⁵³, A. Lai¹⁵,
 D. Lambert⁴⁹, R.W. Lambert⁴¹, E. Lanciotti³⁷, G. Lanfranchi¹⁸, C. Langenbruch³⁷, T. Latham⁴⁷,
 C. Lazzeroni⁴⁴, R. Le Gac⁶, J. van Leerdam⁴⁰, J.-P. Lees⁴, R. Lefèvre⁵, A. Leflat³¹, J. Lefrançois⁷,
 S. Leo²², O. Leroy⁶, T. Lesiak²⁵, B. Leverington¹¹, Y. Li³, L. Li Gioi⁵, M. Liles⁵¹, R. Lindner³⁷,
 C. Linn¹¹, B. Liu³, G. Liu³⁷, S. Lohn³⁷, I. Longstaff⁵⁰, J.H. Lopes², E. Lopez Asamar³⁵,
 N. Lopez-March³⁸, H. Lu³, D. Lucchesi^{21,q}, J. Luisier³⁸, H. Luo⁴⁹, F. Machefert⁷,
 I.V. Machikhiliyan^{4,30}, F. Maciuc²⁸, O. Maev^{29,37}, S. Malde⁵⁴, G. Manca^{15,d}, G. Mancinelli⁶,
 U. Marconi¹⁴, R. Märki³⁸, J. Marks¹¹, G. Martellotti²⁴, A. Martens⁸, L. Martin⁵⁴,
 A. Martín Sánchez⁷, M. Martinelli⁴⁰, D. Martinez Santos⁴¹, D. Martins Tostes², A. Massafferri¹,
 R. Matev³⁷, Z. Mathe³⁷, C. Matteuzzi²⁰, E. Maurice⁶, A. Mazurov^{16,32,37,e}, J. McCarthy⁴⁴,
 A. McNab⁵³, R. McNulty¹², B. Meadows^{56,54}, F. Meier⁹, M. Meissner¹¹, M. Merk⁴⁰,
 D.A. Milanes⁸, M.-N. Minard⁴, J. Molina Rodriguez⁵⁹, S. Monteil⁵, D. Moran⁵³, P. Morawski²⁵,
 M.J. Morello^{22,s}, R. Mountain⁵⁸, I. Mous⁴⁰, F. Muheim⁴⁹, K. Müller³⁹, R. Muresan²⁸,
 B. Muryn²⁶, B. Muster³⁸, P. Naik⁴⁵, T. Nakada³⁸, R. Nandakumar⁴⁸, I. Nasteva¹, M. Needham⁴⁹,
 N. Neufeld³⁷, A.D. Nguyen³⁸, T.D. Nguyen³⁸, C. Nguyen-Mau^{38,p}, M. Nicol⁷, V. Niess⁵, R. Niet⁹,
 N. Nikitin³¹, T. Nikodem¹¹, A. Nomerotski⁵⁴, A. Novoselov³⁴, A. Oblakowska-Mucha²⁶,
 V. Obraztsov³⁴, S. Oggero⁴⁰, S. Ogilvy⁵⁰, O. Okhrimenko⁴³, R. Oldeman^{15,d}, M. Orlandea²⁸,
 J.M. Otalora Goicochea², P. Owen⁵², A. Oyanguren^{35,o}, B.K. Pal⁵⁸, A. Palano^{13,b}, M. Palutan¹⁸,
 J. Panman³⁷, A. Papanestis⁴⁸, M. Pappagallo⁵⁰, C. Parkes⁵³, C.J. Parkinson⁵², G. Passaleva¹⁷,
 G.D. Patel⁵¹, M. Patel⁵², G.N. Patrick⁴⁸, C. Patrignani^{19,i}, C. Pavel-Nicorescu²⁸,
 A. Pazos Alvarez³⁶, A. Pellegrino⁴⁰, G. Penso^{24,l}, M. Pepe Altarelli³⁷, S. Perazzini^{14,c},
 D.L. Perego^{20,j}, E. Perez Trigo³⁶, A. Pérez-Calero Yzquierdo³⁵, P. Perret⁵, M. Perrin-Terrin⁶,
 G. Pessina²⁰, K. Petridis⁵², A. Petrolini^{19,i}, A. Phan⁵⁸, E. Picatoste Olloqui³⁵, B. Pietrzyk⁴,
 T. Pilar⁴⁷, D. Pinci²⁴, S. Playfer⁴⁹, M. Plo Casasus³⁶, F. Polci⁸, G. Polok²⁵, A. Poluektov^{47,33},
 E. Polycarpov², A. Popov³⁴, D. Popov¹⁰, B. Popovici²⁸, C. Potterat³⁵, A. Powell⁵⁴,
 J. Prisciandaro³⁸, V. Pugatch⁴³, A. Puig Navarro³⁸, G. Punzi^{22,r}, W. Qian⁴, J.H. Rademacker⁴⁵,
 B. Rakotomiamanana³⁸, M.S. Rangel², I. Raniuk⁴², N. Rauschmayr³⁷, G. Raven⁴¹,
 S. Redford⁵⁴, M.M. Reid⁴⁷, A.C. dos Reis¹, S. Ricciardi⁴⁸, A. Richards⁵², K. Rinnert⁵¹,
 V. Rives Molina³⁵, D.A. Roa Romero⁵, P. Robbe⁷, E. Rodrigues⁵³, P. Rodriguez Perez³⁶,
 S. Roiser³⁷, V. Romanovsky³⁴, A. Romero Vidal³⁶, J. Rouvinet³⁸, T. Ruf³⁷, F. Ruffini²²,
 H. Ruiz³⁵, P. Ruiz Valls^{35,o}, G. Sabatino^{24,k}, J.J. Saborido Silva³⁶, N. Sagidova²⁹, P. Sail⁵⁰,
 B. Saitta^{15,d}, V. Salustino Guimaraes², C. Salzmann³⁹, B. Sanmartin Sedes³⁶, M. Sannino^{19,i},
 R. Santacesaria²⁴, C. Santamarina Rios³⁶, E. Santovetti^{23,k}, M. Sapunov⁶, A. Sarti^{18,l},
 C. Satriano^{24,m}, A. Satta²³, M. Savrie^{16,e}, D. Savrina^{30,31}, P. Schaack⁵², M. Schiller⁴¹,
 H. Schindler³⁷, M. Schlupp⁹, M. Schmelling¹⁰, B. Schmidt³⁷, O. Schneider³⁸, A. Schopper³⁷,
 M.-H. Schune⁷, R. Schwemmer³⁷, B. Sciascia¹⁸, A. Sciubba²⁴, M. Seco³⁶, A. Semennikov³⁰,
 K. Senderowska²⁶, I. Sepp⁵², N. Serra³⁹, J. Serrano⁶, P. Seyfert¹¹, M. Shapkin³⁴, I. Shapoval^{16,42},
 P. Shatalov³⁰, Y. Shcheglov²⁹, T. Shears^{51,37}, L. Shekhtman³³, O. Shevchenko⁴², V. Shevchenko³⁰,
 A. Shires⁵², R. Silva Coutinho⁴⁷, T. Skwarnicki⁵⁸, N.A. Smith⁵¹, E. Smith^{54,48}, M. Smith⁵³,
 M.D. Sokoloff⁵⁶, F.J.P. Soler⁵⁰, F. Soomro¹⁸, D. Souza⁴⁵, B. Souza De Paula², B. Spaan⁹,
 A. Sparkes⁴⁹, P. Spradlin⁵⁰, F. Stagni³⁷, S. Stahl¹¹, O. Steinkamp³⁹, S. Stoica²⁸, S. Stone⁵⁸,
 B. Storaci³⁹, M. Straticiu²⁸, U. Straumann³⁹, V.K. Subbiah³⁷, L. Sun⁵⁶, S. Swientek⁹,
 V. Syropoulos⁴¹, M. Szczekowski²⁷, P. Szczypka^{38,37}, T. Szumlak²⁶, S. T'Jampens⁴,
 M. Teklishyn⁷, E. Teodorescu²⁸, F. Teubert³⁷, C. Thomas⁵⁴, E. Thomas³⁷, J. van Tilburg¹¹,
 V. Tisserand⁴, M. Tobin³⁸, S. Tolk⁴¹, D. Tonelli³⁷, S. Topp-Joergensen⁵⁴, N. Torr⁵⁴,
 E. Tournefier^{4,52}, S. Tourneur³⁸, M.T. Tran³⁸, M. Tresch³⁹, A. Tsaregorodtsev⁶, P. Tsopelas⁴⁰,

N. Tuning⁴⁰, M. Ubeda Garcia³⁷, A. Ukleja²⁷, D. Urner⁵³, U. Uwer¹¹, V. Vagnoni¹⁴, G. Valenti¹⁴, R. Vazquez Gomez³⁵, P. Vazquez Regueiro³⁶, S. Vecchi¹⁶, J.J. Velthuis⁴⁵, M. Veltri^{17,g}, G. Veneziano³⁸, M. Vesterinen³⁷, B. Viaud⁷, D. Vieira², X. Vilasis-Cardona^{35,n}, A. Vollhardt³⁹, D. Volyanskyy¹⁰, D. Voong⁴⁵, A. Vorobyev²⁹, V. Vorobyev³³, C. Voß⁶⁰, H. Voss¹⁰, R. Waldi⁶⁰, R. Wallace¹², S. Wandernoth¹¹, J. Wang⁵⁸, D.R. Ward⁴⁶, N.K. Watson⁴⁴, A.D. Webber⁵³, D. Websdale⁵², M. Whitehead⁴⁷, J. Wicht³⁷, J. Wiechczynski²⁵, D. Wiedner¹¹, L. Wiggers⁴⁰, G. Wilkinson⁵⁴, M.P. Williams^{47,48}, M. Williams⁵⁵, F.F. Wilson⁴⁸, J. Wishahi⁹, M. Witek²⁵, S.A. Wotton⁴⁶, S. Wright⁴⁶, S. Wu³, K. Wyllie³⁷, Y. Xie^{49,37}, F. Xing⁵⁴, Z. Xing⁵⁸, Z. Yang³, R. Young⁴⁹, X. Yuan³, O. Yushchenko³⁴, M. Zangoli¹⁴, M. Zavertyaev^{10,a}, F. Zhang³, L. Zhang⁵⁸, W.C. Zhang¹², Y. Zhang³, A. Zhelezov¹¹, A. Zhokhov³⁰, L. Zhong³, A. Zvyagin³⁷

- ¹ *Centro Brasileiro de Pesquisas Físicas (CBPF), Rio de Janeiro, Brazil*
- ² *Universidade Federal do Rio de Janeiro (UFRJ), Rio de Janeiro, Brazil*
- ³ *Center for High Energy Physics, Tsinghua University, Beijing, China*
- ⁴ *LAPP, Université de Savoie, CNRS/IN2P3, Annecy-Le-Vieux, France*
- ⁵ *Clermont Université, Université Blaise Pascal, CNRS/IN2P3, LPC, Clermont-Ferrand, France*
- ⁶ *CPPM, Aix-Marseille Université, CNRS/IN2P3, Marseille, France*
- ⁷ *LAL, Université Paris-Sud, CNRS/IN2P3, Orsay, France*
- ⁸ *LPNHE, Université Pierre et Marie Curie, Université Paris Diderot, CNRS/IN2P3, Paris, France*
- ⁹ *Fakultät Physik, Technische Universität Dortmund, Dortmund, Germany*
- ¹⁰ *Max-Planck-Institut für Kernphysik (MPIK), Heidelberg, Germany*
- ¹¹ *Physikalisches Institut, Ruprecht-Karls-Universität Heidelberg, Heidelberg, Germany*
- ¹² *School of Physics, University College Dublin, Dublin, Ireland*
- ¹³ *Sezione INFN di Bari, Bari, Italy*
- ¹⁴ *Sezione INFN di Bologna, Bologna, Italy*
- ¹⁵ *Sezione INFN di Cagliari, Cagliari, Italy*
- ¹⁶ *Sezione INFN di Ferrara, Ferrara, Italy*
- ¹⁷ *Sezione INFN di Firenze, Firenze, Italy*
- ¹⁸ *Laboratori Nazionali dell'INFN di Frascati, Frascati, Italy*
- ¹⁹ *Sezione INFN di Genova, Genova, Italy*
- ²⁰ *Sezione INFN di Milano Bicocca, Milano, Italy*
- ²¹ *Sezione INFN di Padova, Padova, Italy*
- ²² *Sezione INFN di Pisa, Pisa, Italy*
- ²³ *Sezione INFN di Roma Tor Vergata, Roma, Italy*
- ²⁴ *Sezione INFN di Roma La Sapienza, Roma, Italy*
- ²⁵ *Henryk Niewodniczanski Institute of Nuclear Physics Polish Academy of Sciences, Kraków, Poland*
- ²⁶ *AGH - University of Science and Technology, Faculty of Physics and Applied Computer Science, Kraków, Poland*
- ²⁷ *National Center for Nuclear Research (NCBJ), Warsaw, Poland*
- ²⁸ *Horia Hulubei National Institute of Physics and Nuclear Engineering, Bucharest-Magurele, Romania*
- ²⁹ *Petersburg Nuclear Physics Institute (PNPI), Gatchina, Russia*
- ³⁰ *Institute of Theoretical and Experimental Physics (ITEP), Moscow, Russia*
- ³¹ *Institute of Nuclear Physics, Moscow State University (SINP MSU), Moscow, Russia*
- ³² *Institute for Nuclear Research of the Russian Academy of Sciences (INR RAN), Moscow, Russia*
- ³³ *Budker Institute of Nuclear Physics (SB RAS) and Novosibirsk State University, Novosibirsk, Russia*
- ³⁴ *Institute for High Energy Physics (IHEP), Protvino, Russia*
- ³⁵ *Universitat de Barcelona, Barcelona, Spain*
- ³⁶ *Universidad de Santiago de Compostela, Santiago de Compostela, Spain*
- ³⁷ *European Organization for Nuclear Research (CERN), Geneva, Switzerland*
- ³⁸ *Ecole Polytechnique Fédérale de Lausanne (EPFL), Lausanne, Switzerland*

- ³⁹ *Physik-Institut, Universität Zürich, Zürich, Switzerland*
- ⁴⁰ *Nikhef National Institute for Subatomic Physics, Amsterdam, The Netherlands*
- ⁴¹ *Nikhef National Institute for Subatomic Physics and VU University Amsterdam, Amsterdam, The Netherlands*
- ⁴² *NSC Kharkiv Institute of Physics and Technology (NSC KIPT), Kharkiv, Ukraine*
- ⁴³ *Institute for Nuclear Research of the National Academy of Sciences (KINR), Kyiv, Ukraine*
- ⁴⁴ *University of Birmingham, Birmingham, United Kingdom*
- ⁴⁵ *H.H. Wills Physics Laboratory, University of Bristol, Bristol, United Kingdom*
- ⁴⁶ *Cavendish Laboratory, University of Cambridge, Cambridge, United Kingdom*
- ⁴⁷ *Department of Physics, University of Warwick, Coventry, United Kingdom*
- ⁴⁸ *STFC Rutherford Appleton Laboratory, Didcot, United Kingdom*
- ⁴⁹ *School of Physics and Astronomy, University of Edinburgh, Edinburgh, United Kingdom*
- ⁵⁰ *School of Physics and Astronomy, University of Glasgow, Glasgow, United Kingdom*
- ⁵¹ *Oliver Lodge Laboratory, University of Liverpool, Liverpool, United Kingdom*
- ⁵² *Imperial College London, London, United Kingdom*
- ⁵³ *School of Physics and Astronomy, University of Manchester, Manchester, United Kingdom*
- ⁵⁴ *Department of Physics, University of Oxford, Oxford, United Kingdom*
- ⁵⁵ *Massachusetts Institute of Technology, Cambridge, MA, United States*
- ⁵⁶ *University of Cincinnati, Cincinnati, OH, United States*
- ⁵⁷ *University of Maryland, College Park, MD, United States*
- ⁵⁸ *Syracuse University, Syracuse, NY, United States*
- ⁵⁹ *Pontifícia Universidade Católica do Rio de Janeiro (PUC-Rio), Rio de Janeiro, Brazil, associated to²*
- ⁶⁰ *Institut für Physik, Universität Rostock, Rostock, Germany, associated to¹¹*
- ^a *P.N. Lebedev Physical Institute, Russian Academy of Science (LPI RAS), Moscow, Russia*
- ^b *Università di Bari, Bari, Italy*
- ^c *Università di Bologna, Bologna, Italy*
- ^d *Università di Cagliari, Cagliari, Italy*
- ^e *Università di Ferrara, Ferrara, Italy*
- ^f *Università di Firenze, Firenze, Italy*
- ^g *Università di Urbino, Urbino, Italy*
- ^h *Università di Modena e Reggio Emilia, Modena, Italy*
- ⁱ *Università di Genova, Genova, Italy*
- ^j *Università di Milano Bicocca, Milano, Italy*
- ^k *Università di Roma Tor Vergata, Roma, Italy*
- ^l *Università di Roma La Sapienza, Roma, Italy*
- ^m *Università della Basilicata, Potenza, Italy*
- ⁿ *LIFAELS, La Salle, Universitat Ramon Llull, Barcelona, Spain*
- ^o *IFIC, Universitat de Valencia-CSIC, Valencia, Spain*
- ^p *Hanoi University of Science, Hanoi, Viet Nam*
- ^q *Università di Padova, Padova, Italy*
- ^r *Università di Pisa, Pisa, Italy*
- ^s *Scuola Normale Superiore, Pisa, Italy*